
POSTS

Glazing posts are used to support glass panels in a range of different configurations. Aluminium posts & associated fixings are available that allow the glass to be inserted and supported in the glazing channel of the post. Stainless steel post options are available to support your required configuration.

(07) 5493 9779

WWW.BLITZGLASS.COM.AU



Post extrusions produced in Alloy Grade 6005A.

6005A is a superior strength alloy which is stronger than the commonly used 6063 and 6060 grades. 6005A is often used in structural engineering projects.

Aluminium extrusions produced in accordance with AS/NZS 1866:1977 Extrusions produced to the chemical composition, mechanical property and dimensional tolerances in AS/NZS 1866:1997.

The glazing pockets are deep allowing for flexibility of installation. Captive wedge glazing system incorporated

Screw flutes strategically incorporated into the glazing post enable a range of installation advantages such as being able to screw fix a handrail, screw-fix base plates for pool fencing installation & enable top caps to be pressed securely in place.

Standards Compliance for Pool Fencing and Balustrade with testing undertaken with NATA approved authorities to ensure compliance to load considerations are satisfied.

Genuine Interpon powder is used for the silver and black finishes with Interpon manufacturer warranties provided.

Powder coat colours



Black Satin
GN150A



Palladium Silver
GY184C



EXTRUSION RANGE

ONE WAY



TWO WAY



90 DEGREE



135 DEGREE



HALF POST



3 WAY



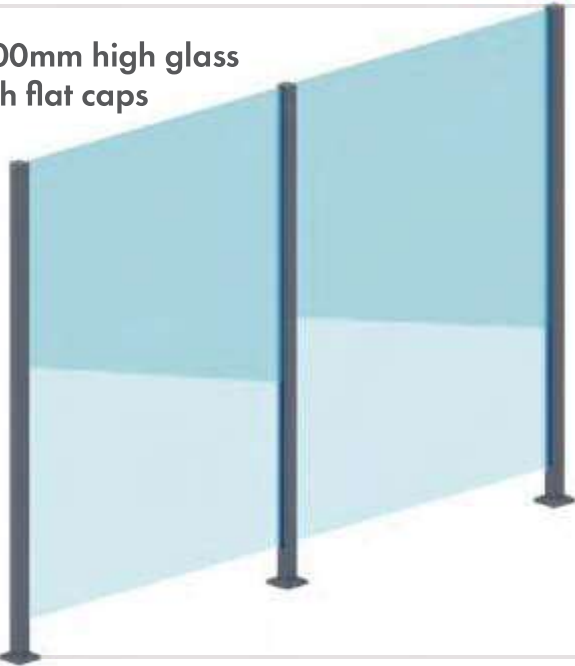
FULL POST




GATE STILE



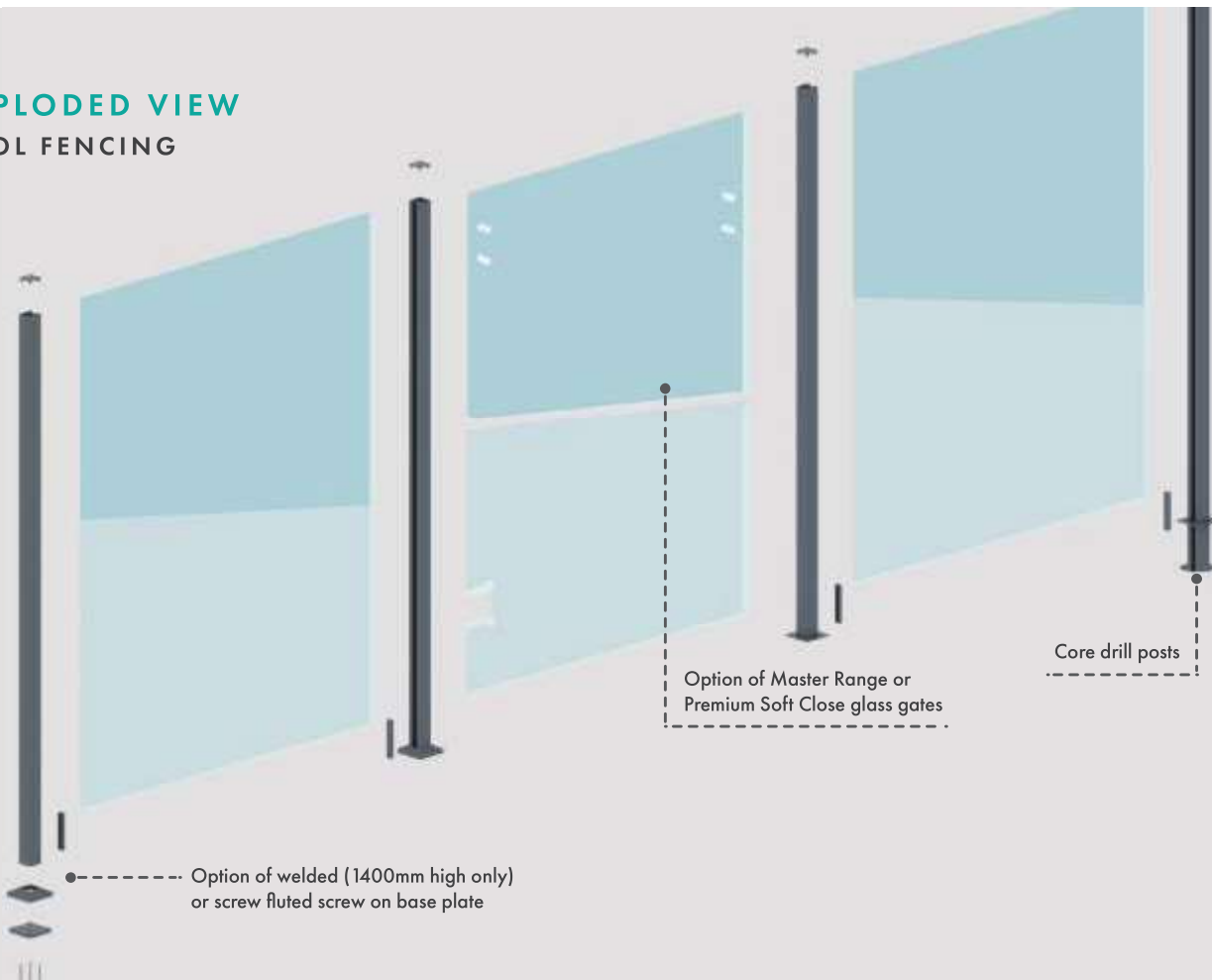
1200mm high glass
with flat caps



1200mm high glass
with notched caps



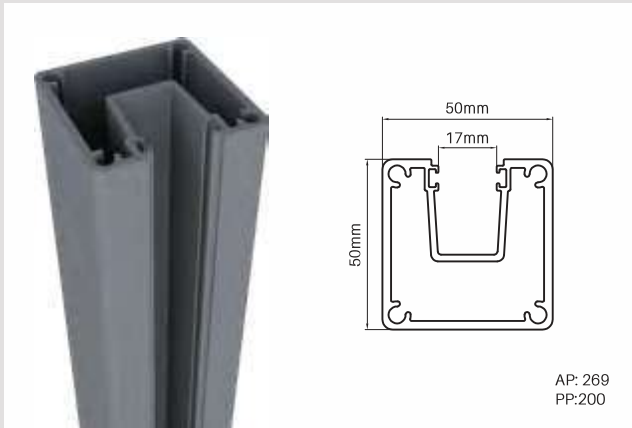
EXPLODED VIEW POOL FENCING



Option of welded (1400mm high only)
or screw fluted screw on base plate

Option of Master Range or
Premium Soft Close glass gates

Core drill posts



AP: 269
PP:200

One way post

28mm glazing pocket depth

Satin black, palladium silver or mill finish

Order Code: **A50-1150-1W-B/S/M** (1150mm high)

A50-1400-1W-B/S/M (1400mm high)

A50-1800-1W-B/S/M (1800mm high)

A50-5800-1W-B/S/M (5800mm high)

- Alloy 6005A - 2.5mm wall thickness
- Screw flutes to screw on base plate
- Suitable for 8mm, 10mm or 12mm thick toughened glass
- 1150mm, 1400mm, 1800mm or 5800mm high
(Aluminium top cap included with all posts except 5800mm high)



AP: 329
PP: 200

Two way post

24mm glazing pocket depth

Satin black, palladium silver or mill finish

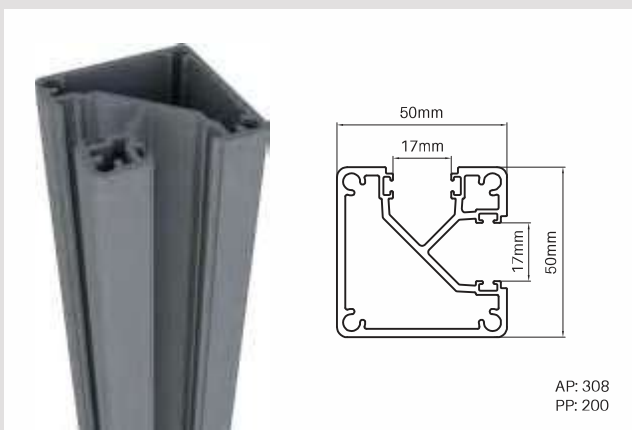
Order Code: **A50-1150-2W-B/S/M** (1150mm high)

A50-1400-2W-B/S/M (1400mm high)

A50-1800-2W-B/S/M (1800mm high)

A50-5800-2W-B/S/M (5800mm high)

- Alloy 6005A - 2.5mm wall thickness
- Screw flutes to screw on base plate
- Suitable for 8mm, 10mm or 12mm thick toughened glass
- 1150mm, 1400mm, 1800mm or 5800mm high
(Aluminium top cap included with all posts except 5800mm high)



AP: 308
PP: 200

90° corner post

17mm glazing pocket depth

Satin black, palladium silver or mill finish

Order Code: **A50-1150-90-B/S/M** (1150mm high)

A50-1400-90-B/S/M (1400mm high)

A50-1800-90-B/S/M (1800mm high)

A50-5800-90-B/S/M (5800mm high)

- Alloy 6005A - 2.5mm wall thickness
- Screw flutes to screw on base plate
- Suitable for 8mm, 10mm or 12mm thick toughened glass
- 1150mm, 1400mm, 1800mm or 5800mm high
(Aluminium top cap included with all posts except 5800mm high)



AP: 293
PP: 132

135° corner post

16mm glazing pocket depth

Satin black, palladium silver or mill finish

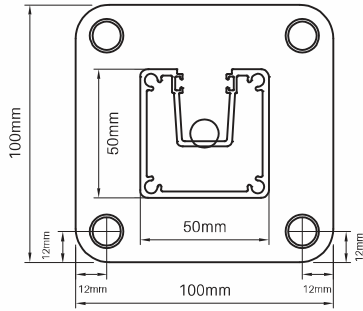
Order Code: **A50-1150-135-B/S/M** (1150mm high)

A50-1400-135-B/S/M (1400mm high)

A50-1800-135-B/S/M (1800mm high)

A50-5800-135-B/S/M (5800mm high)

- Alloy 6005A - 2.5mm wall thickness
- Screw flutes to screw on base plate
- Suitable for 8mm, 10mm or 12mm thick toughened glass
- 1150mm, 1400mm, 1800mm or 5800mm high
(Aluminium top cap included with all posts except 5800mm high)



Welded base plate

One way base plated post

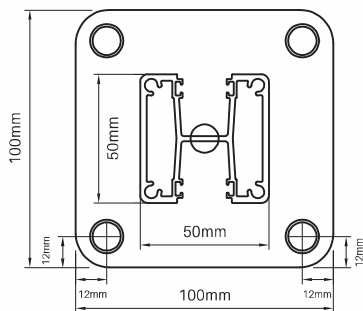
28mm glazing pocket depth

Satin black, palladium silver or mill finish

Order Code: **A50-1400-1WBP-B/S/M (1400mm high)**

- Alloy 6005A - 2.5mm wall thickness
- 10mm thick base plate with 4x Ø11mm holes welded to post
- Slimline domical cover available
- Suitable for 8mm, 10mm or 12mm thick glass
- 1400mm high (Aluminium top cap included)

1800mm base plated posts also available. Purchase 1800mm post plus separate base plate and screw together. Refer to page 72 for screws and base plate



Welded base plate

Two way base plated post

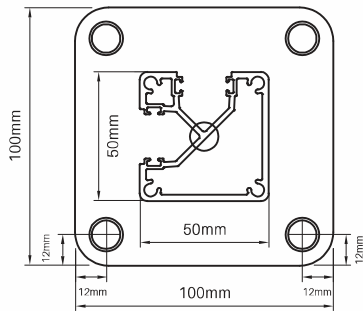
24mm glazing pocket depth

Satin black, palladium silver or mill finish

Order Code: **A50-1400-2WBP-B/S/M (1400mm high)**

- Alloy 6005A - 2.5mm wall thickness
- 10mm thick base plate with 4x Ø11mm holes welded to post
- Slimline domical cover available
- Suitable for 8mm, 10mm or 12mm thick glass
- 1400mm high (Aluminium top cap included)

1800mm base plated posts also available. Purchase 1800mm post plus separate base plate and screw together. Refer to page 72 for screws and base plate



Welded base plate

90° corner base plated post

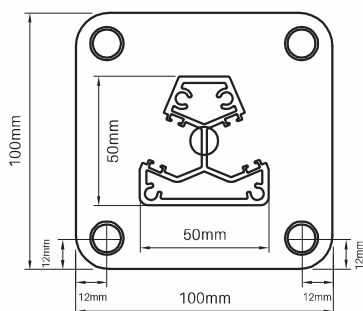
17mm glazing pocket depth

Satin black, palladium silver or mill finish

Order Code: **A50-1400-90BP-B/S/M (1400mm high)**

- Alloy 6005A - 2.5mm wall thickness
- 10mm thick base plate with 4x Ø11mm holes welded to post
- Slimline domical cover available
- Suitable for 8mm, 10mm or 12mm thick glass
- 1400mm high (Aluminium top cap included)

1800mm base plated posts also available. Purchase 1800mm post plus separate base plate and screw together. Refer to page 72 for screws and base plate



Welded base plate

135° corner base plated post

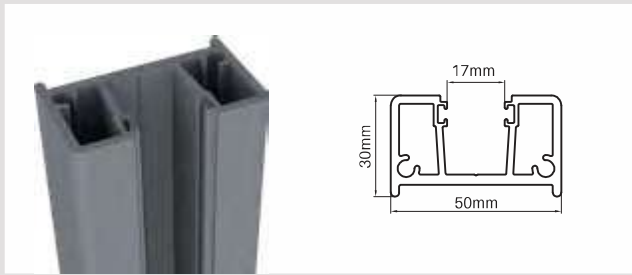
16mm glazing pocket depth

Satin black, palladium silver or mill finish

Order Code: **A50-1400-135BP-B/S/M (1400mm high)**

- Alloy 6005A - 2.5mm wall thickness
- 10mm thick base plate with 4x Ø11mm holes welded to post
- Slimline domical cover available
- Suitable for 8mm, 10mm or 12mm thick glass
- 1400mm high (Aluminium top cap included)

1800mm base plated posts also available. Purchase 1800mm post plus separate base plate and screw together. Refer to page 72 for screws and base plate

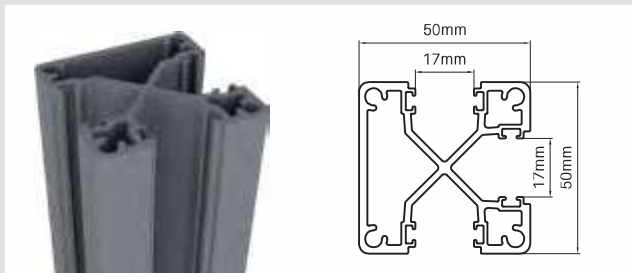


Half post

23.5mm glazing pocket depth
Satin black, palladium silver or mill finish

Order Code:
A50-1400-HALF-B/S/M (1400mm high)
A50-1800-HALF-B/S/M (1800mm high)
A50-5800-HALF-B/S/M (5800mm high)

- Alloy 6005A - 2.5mm wall thickness
- Suitable for 8mm, 10mm or 12mm thick glass
- 1400mm, 1800mm or 5800mm high (Aluminium top cap included with all posts except 5800mm high)




Three way post

16mm glazing pocket depth
Satin black, palladium silver or mill finish

Order Code:
A50-5800-3W-B/S/M (5800mm high)

- Alloy 6005A - 2.5mm wall thickness
- Screw flutes to screw on base plate if required
- Suitable for 8mm, 10mm or 12mm thick glass
- 5800mm high only

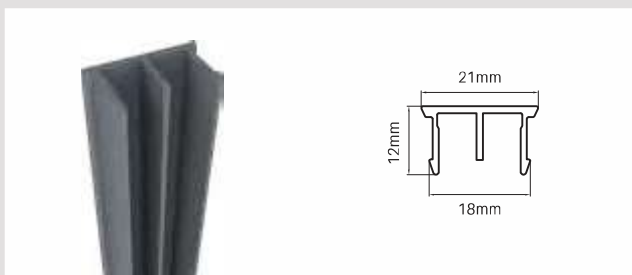


Full post

Satin black, palladium silver or mill finish

Order Code:
XP-2400-FP-B/S/M (2400mm high)
XP-6000-FP-B/S/M (6000mm high)

- Alloy 6063 - Temper: T6
- 1.8mm wall thickness with 3mm ribs
- Screw flutes to screw on base plate if required
- No glazing pocket in post
- 2400mm or 6000mm high (Aluminium top cap included with 2400mm high post)

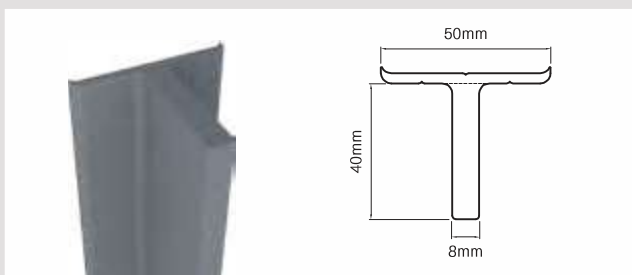


Post infill

Satin black, palladium silver or mill finish

Order Code:
A50-1400-INF-B/S/M (1400mm high)
A50-2800-INF-B/S/M (2800mm high)

- Alloy 6063 - Temper: T6
- Infill suits all Australis glazing posts
- Snap-in infill to set start point of glass height
- 1400mm or 2800mm high



Gate stile

Satin black, palladium silver or mill finish

Order Code:
A50-1400-GS-B/S/M (1400mm high)

- Alloy 6063 - Temper: T6
- Can be affixed to Australis posts or a wall
- Use as a surface to hinge from or latch to






Flat top plate

Satin black, palladium silver or mill finish

Order Code: A50-TP-B/S/M

- Aluminium flat top plate presses into post screw flutes for secure fixing with a flush fit
- Posts come with free top plate included (excluding 5800mm) - only purchase if extra top plates needed



Flat top plate - 135° post

Satin black, palladium silver or mill finish

Order Code: A50-TP-135-B/S/M

- Aluminium flat top plate presses into post screw flutes for secure fixing with a flush fit - suits 135° post
- Posts come with free top plate included (excluding 5800mm) - only purchase if extra top plates needed



Flat top plate - half post

Satin black, palladium silver or mill finish

Order Code: A50-TP-HALF-B/S/M

- Aluminium flat top plate presses into post screw flutes for secure fixing with a flush fit - suits half post
- Posts come with free top plate included (excluding 5800mm) - only purchase if extra top plates needed



Flat top plate with extended lip

Satin black, palladium silver or mill finish

Order Code: A50-TP-L-B/S/M

- Aluminium flat top plate presses into post screw flutes for secure fixing
- 5mm extended lip to hide any cut marks on top edge of post



Offset one way notched cap - extended lip

Satin black, palladium silver or mill finish

Order Code: A50-OFF-1WC-B/S/M

- Aluminium cap presses into post screw flutes for secure fixing
- Allows glass to extend past top of post
- 5mm lip covers any rough post cut marks



Offset two way notched cap - extended lip

Satin black, palladium silver or mill finish

Order Code: A50-OFF-2WC-B/S/M

- Aluminium cap presses into post screw flutes for secure fixing
- Allows glass to extend past top of post
- 5mm lip covers any rough post cut marks



Offset 90° notched cap - extended lip

Satin black, palladium silver or mill finish

Order Code: A50-OFF-90C-B/S/M

- Aluminium cap presses into post screw flutes for secure fixing
- Allows glass to extend past top of post
- 5mm lip covers any rough post cut marks

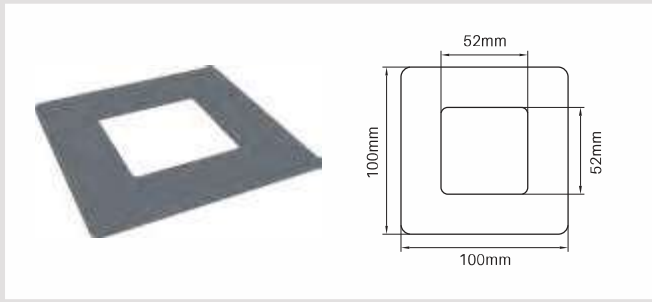


Sitting blocks - Pack of 20


Black nylon

Order Code: A50-SB-20PK

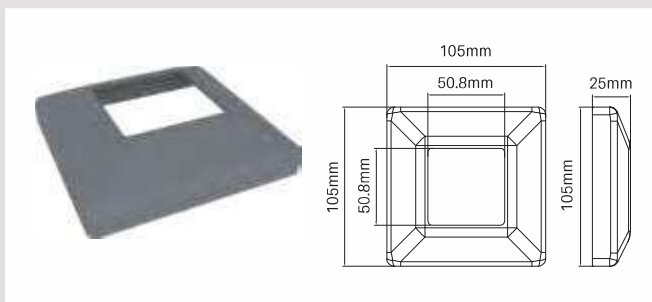
- Separates bottom edge of glass from aluminium infill
- 4mm thick - pack of 20
- Simply push into glazing pocket



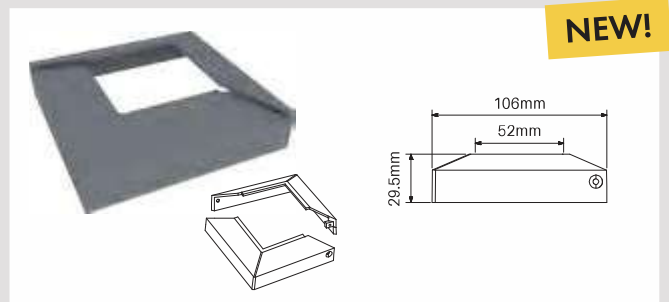
Aluminium dress ring
Satin black, palladium silver or mill finish
 Order Code: **A50-DR-B/S/M**
 • Suits 1 way, 2 way, 90° and full core drill posts



Aluminium 135° dress ring
Satin black, palladium silver or mill finish
 Order Code: **A50-135DR-B/S/M**
 • Suits 135° core drill posts



Domical cover
Satin black, palladium silver or mill finish
 Order Code: **A50-DC-B/S/M**
 • Alloy ADC12
 • Suits all base plated posts



Two part domical cover
Satin black, palladium silver or mill finish
 Order Code: **A50-DC-2P-B/S/M**
 • Alloy ADC12 - Suits all base plated posts
 • Can be fitted to posts after glass is installed - Discreet screws fixes two parts together around post and base plate



Square drive bit
 Order Code: **A50-SQDRIVE**
 • Sold as single drill bit
 • Use 75mm CSK screws to affix base plated to posts
 • Fits all standard drills

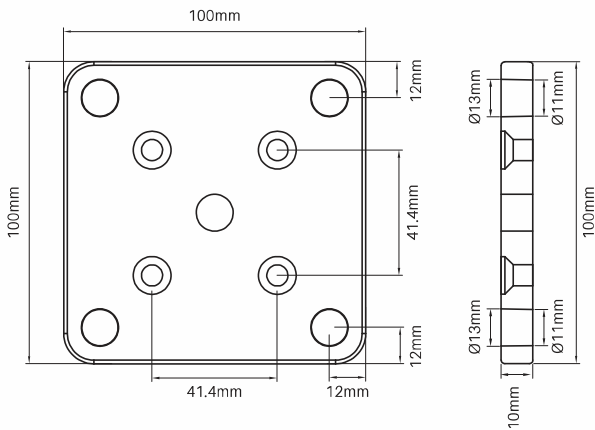


CSK 75mm long square drive
 Order Code: **A50-CSK75-12G**
 • 12G x 75mm long - SS304
 • Pack of 100
 • Use to affix base plate to posts





Suits full, 1 way, 2 way, 3 way & 90° posts



Aluminium base plate set

Satin black, palladium silver or mill finish

Order Code: XP-BP-SET-B/S/M

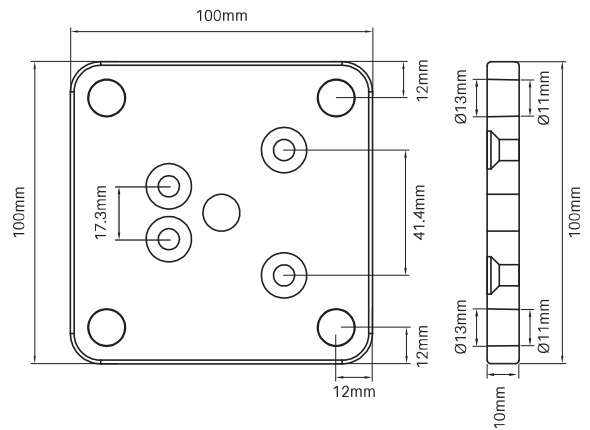
- Simply screw base plate onto core drill post
- Australis post extrusion specially designed with screw flutes
- 4x 12G x 75mm long CSK screws included in set
- Suitable for pool fencing load requirements



Screws included



Suits 135° posts

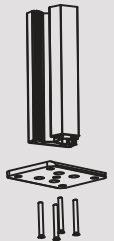


Aluminium 135° base plate (only)

Satin black, palladium silver or mill finish

Order Code: A50-135BP-B/S/M

- Simply screw base plate onto 135° core drill post
- Use 4x 12G x 75mm long CSK square drive screws (sold separately: A50-CSK75-12G)
- Suitable for pool fencing load requirements

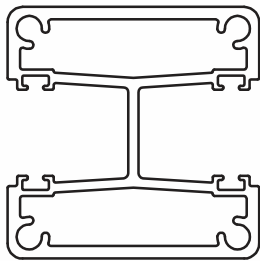


Screws sold separately



GLAZING RUBBER

8MM GLASS PANELS P115/65 & YELLOW CAPTIVE



A50-P115/65-ROLL



8MM THICK GLASS

A50-CAP-YEL-ROLL
A50-CAP-YEL-10PK

P115/65 glazing rubber

Order Code: A50-P115/65-ROLL (100m roll)

- Rubber glazed into 1 side of post extrusion pocket and/or glazing rail (opposite side to captive wedge rubber)
- Suits 8mm glass with Australis series

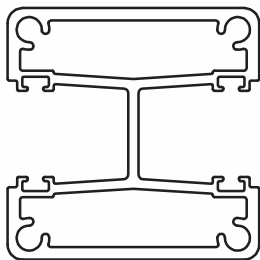
Yellow captive glazing rubber

Order Codes: A50-CAP-YEL-ROLL (100m roll)

A50-CAP-YEL-10PK (10 pack - 1300m lengths)

- Captive wedge rubber inserted into 1 side of post extrusion pocket and/or glazing rail
- Suits 8mm, 10mm or 12mm glass with Australis series

10MM GLASS PANELS P40 & YELLOW CAPTIVE



A50-P40-ROLL
A50-P40-10PK



10MM THICK GLASS

A50-CAP-YEL-ROLL
A50-CAP-YEL-10PK

P40 glazing rubber

Order Codes: A50-P40-ROLL (100m roll)

A50-P40-10PK (10 pack - 1300m lengths)

- Rubber glazed into 1 side of post extrusion pocket and/or glazing rail (opposite side to captive wedge rubber)
- Suits 10mm glass with Australis series

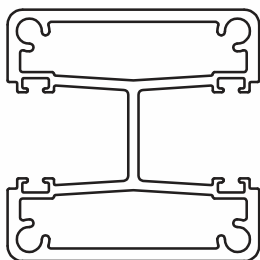
Yellow captive glazing rubber

Order Codes: A50-CAP-YEL-ROLL (100m roll)

A50-CAP-YEL-10PK (10 pack - 1300m lengths)

- Captive wedge rubber inserted into 1 side of post extrusion pocket and/or glazing rail
- Suits 8mm, 10mm or 12mm glass with Australis series

12MM GLASS PANELS P41/22 & YELLOW CAPTIVE



A50-P41/22-ROLL



12MM THICK GLASS

A50-CAP-YEL-ROLL
A50-CAP-YEL-10PK

P41/22 glazing rubber

Order Code: A50-P41/22 (100m roll)

- Rubber glazed into 1 side of post extrusion pocket and/or glazing rail (opposite side to captive wedge rubber)
- Suits 12mm glass with Australis series

Yellow captive glazing rubber

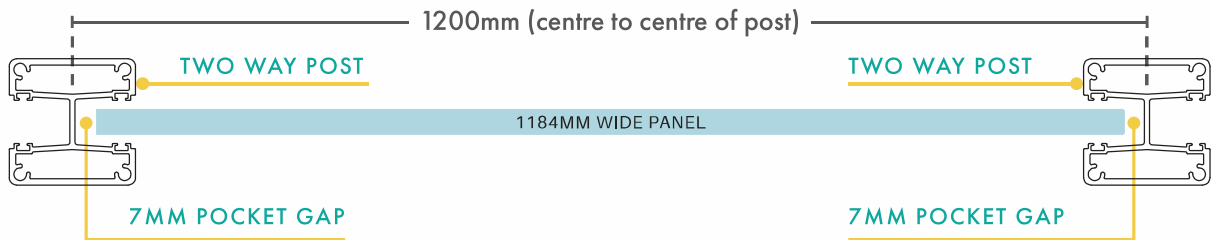
Order Codes: A50-CAP-YEL-ROLL (100m roll)

A50-CAP-YEL-10PK (10 pack - 1300m lengths)

- Captive wedge rubber inserted into 1 side of post extrusion pocket and/or glazing rail
- Suits 8mm, 10mm or 12mm glass with Australis series

PANEL LAYOUTS

10MM POOL PANELS 1200MM HIGH

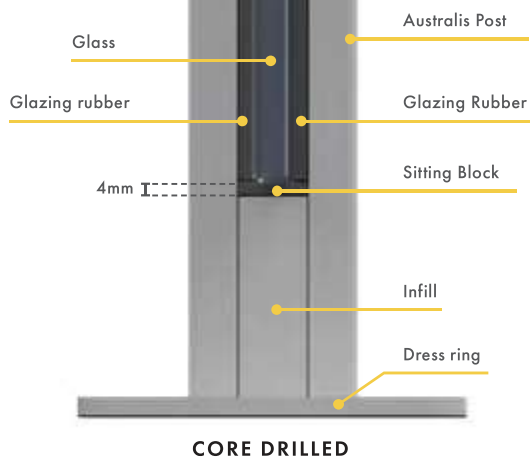


The Australis system has been made with a gap of approximately 7mm at each end to ensure the glass and aluminium posts do not touch

Examples: An 1184mm wide glass panel achieves a 1200mm centre of post to centre of post
A 1584mm wide glass panel achieves 1600mm centres & so on

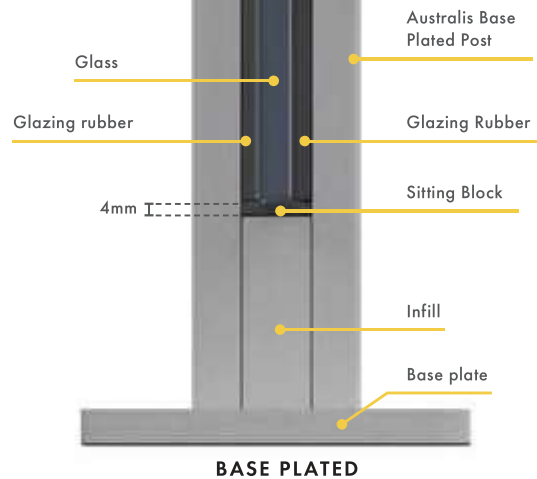
INFILL & SITTING BLOCK PLACEMENT

CORE DRILL POST



CORE DRILLED

BASE PLATED POST



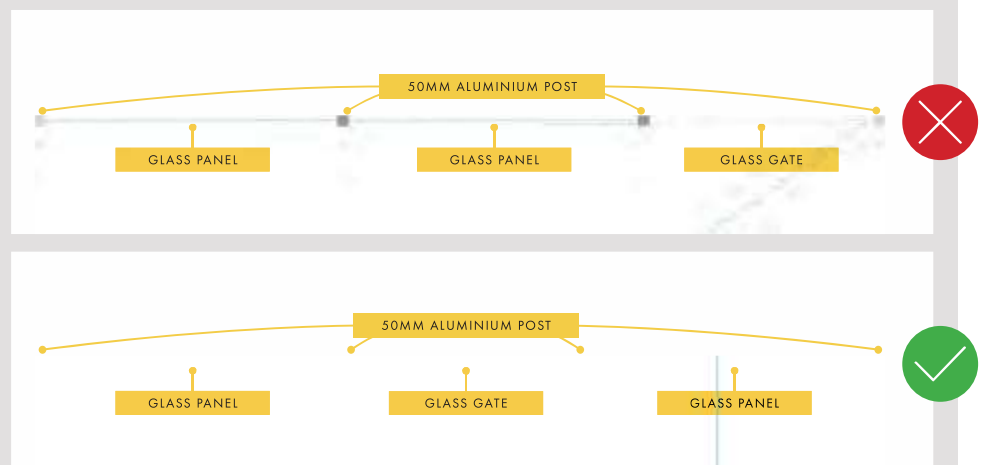
BASE PLATED

GATE INSTALL TIPS

GATE HINGED FROM STAND ALONE POINT

Due to the weight of the glass gate it is not recommended for a gate to be hinged from a stand alone aluminium post. A glass panel at least 400mm wide is recommended to be attached to the hinge post to give the post the support it needs. Alternatively, use a stainless steel heavy duty post for a stand alone gate post installation.

ALUMINIUM SQUARE POSTS



GATE LAYOUTS MASTER RANGE

Hinge options



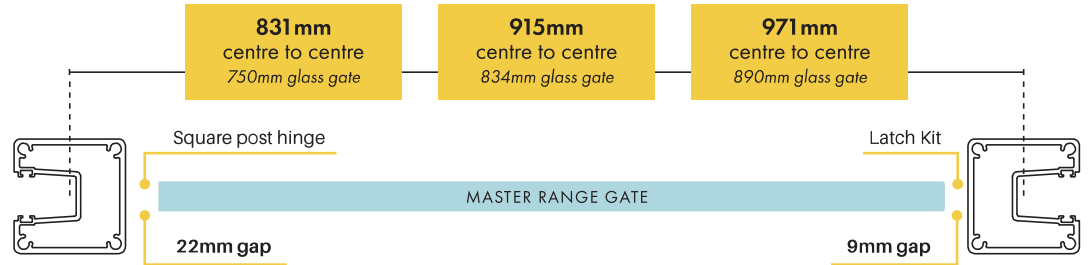
Master range square post hinge set
Set of 2
MR-SPH-P/S

Latch options



Master Range Latch Kits
Refer to pages 90-91 for specs.

50mm square post to 50mm square post



Hinge options



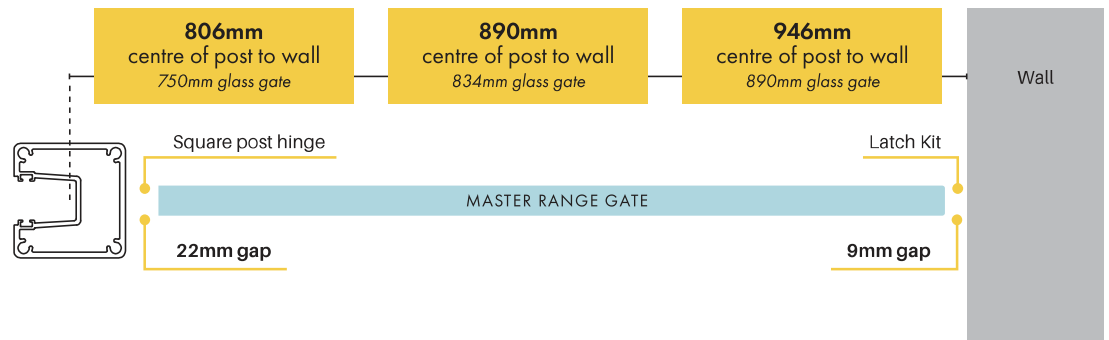
Master range square post hinge set
Set of 2
MR-SPH-P/S

Latch options



Master Range Latch Kits
Refer to pages 90-91 for specs.

50mm square post to wall latching to wall



Hinge options



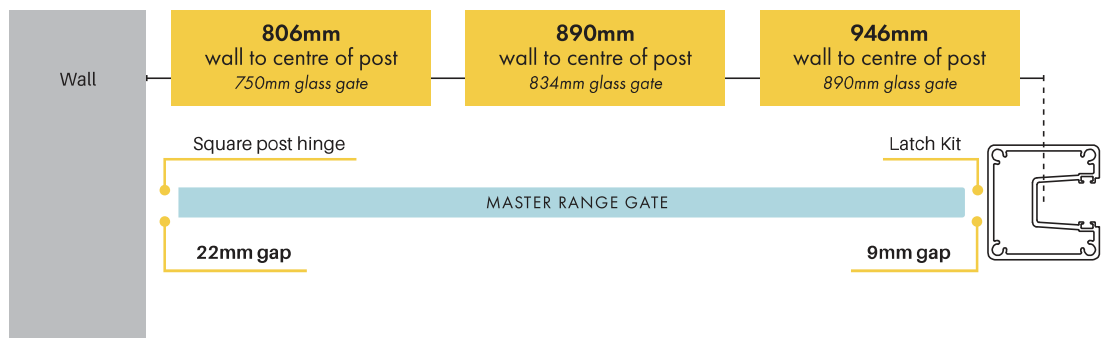
Master range square post hinge set
Set of 2
MR-SPH-P/S

Latch options



Master Range Latch Kits
Refer to pages 90-91 for specs.

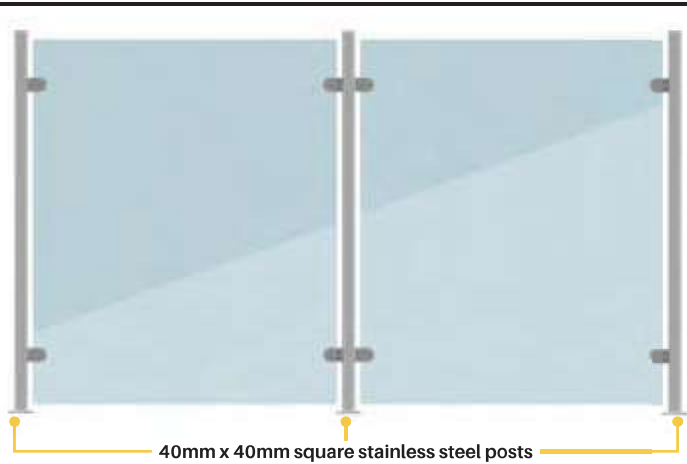
Wall to 50mm square post latching to post



MOD40 & MOD50 SERIES

Stainless steel posts with D clamps are a stylish look for any pool fence. We can provide round or square stainless steel 316 posts with D clamps and accessories to achieve desired configurations.

MOD40 square



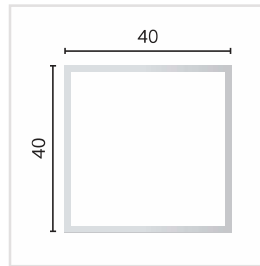

MOD50 round



NOTE: DRAWINGS ARE NOT TO SCALE



MOD40 SQUARE POSTS



40x40mm MOD40 posts & tube

SS316L - various lengths

Polish or satin finish

Order Code: MOD40-1000-BP-P (Polish - Base plated)

MOD40-1000-BP-S (Satin - Base plated)

MOD40-1300-BP-P (Polish - Base plated)

MOD40-1300-BP-S (Satin - Base plated)

MOD40-1150-P (Polish - Core drill)

MOD40-1150-S (Satin - Core drill)

MOD40-1400-P (Polish - Core drill)

MOD40-1400-S (Satin - Core drill)

MOD40-5800S-4040-P (Polish - Core drill)

MOD40-5800S-4040-S (Satin - Core drill)

- Welded base plated posts available in 1000mm and 1300mm high
- Core drill posts available in 1150mm, 1400mm and 5800mm high
- 1.5mm wall thickness
- Stainless steel 316L - low carbon stainless steel

NOTE: DRAWINGS ARE NOT TO SCALE



MOD40 COMPONENTS



MOD40 end cap

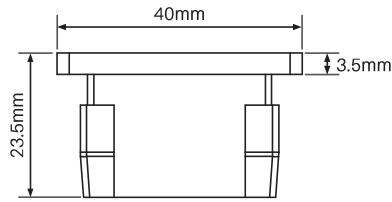
SS316

Polish or satin finish

Order Code: MOD40-EC-P (Polish)

MOD40-EC-S (Satin)

- End cap - easy to use tap-in fitting
- Suits 1.5mm wall thickness MOD40 tube/posts
- Epoxy glue, weld or drill/tap tube for joining strength



MOD40 wall plate

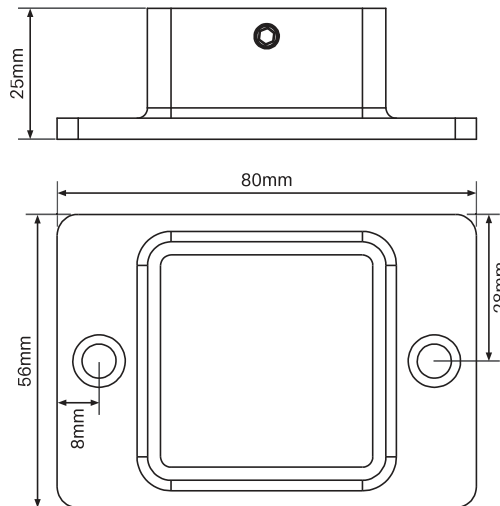
SS316

Polish or satin finish

Order Code: MOD40-WP-P (Polish)

MOD40-WP-S (Satin)

- Oblong wall plate can be affixed to wall/post
- Suits 1.5mm wall thickness MOD40 tube
- 2x CSK holes: Ø10mm outer, Ø6.5mm inner
- Epoxy glue, weld or drill/tap tube for joining strength



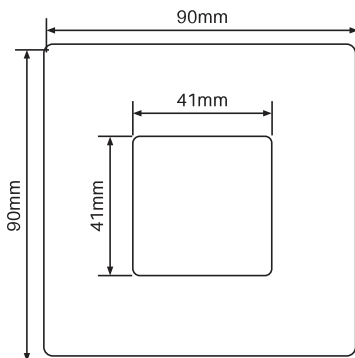
- Suits 40x40mm square tube
- 41x41mm inner opening, 90x90mm outer
- 2mm thick

MOD40 dress ring SS316

Polish or satin finish

Order Code: MOD40-DR-P (Polish)

MOD40-DR-S (Satin)



- Slimline domical cover
- Suits MOD40 posts
- 41x41mm inner opening,
- 94x94mm outer


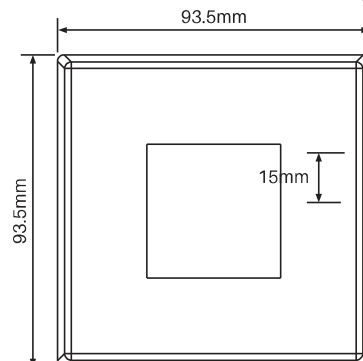
MOD40 domical cover

SS316


Polish or satin finish

Order Code: MOD40-DC-P (Polish)

MOD40-DC-S (Satin)



MOD50 ROUND POSTS



Ø50.8mm MOD50 posts & tube

SS316L - various lengths

Polish or satin finish

Order Code: **MOD50-1000-BP-P** (Polish - Base plated)
MOD50-1300-BPSET-P (Polish - Base plated)
MOD50-1150-P (Polish - Core drill)
MOD50-1400-P (Polish - Core drill)
MOD50-5800C-50D-P (Polish - Core drill)

- Welded base plated posts available in 1000mm and 1300mm high
- Core drill posts available in 1150mm, 1400mm and 5800mm high
- 1.5mm wall thickness
- Stainless steel 316L - low carbon stainless steel

HEAVY DUTY



MOD50 heavy duty posts - Ø50.8mm

SS316L - 2.7mm wall thickness - various lengths

Polish or satin finish

Order Code: **MOD50-1300-HDBP-P** (Polish - Base plated)
MOD50-1400-HD-P (Polish - Core drill)

- Welded base plated posts available in 1300mm high
- Core drill posts available in 1400mm & 2800mm high
- Heavy duty 2.7mm wall thickness
- Stainless steel 316L - low carbon stainless steel



Ideal for hanging stand alone gates



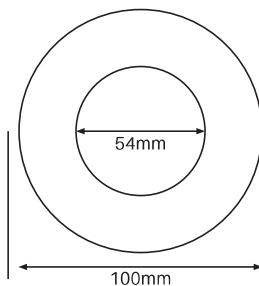
MOD50 dress ring

SS316

Polish finish

Order Code: **MOD50-DR-P** (Polish)

- Suits MOD50 posts
- Ø54mm inner opening, Ø100mm outer



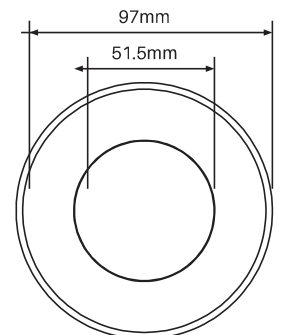
MOD50 domical cover

SS316

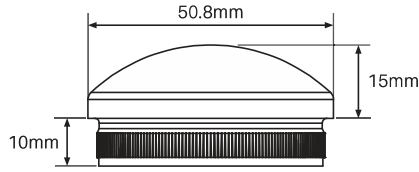
Polish finish

Order Code: **MOD50-DC-P** (Polish)

- Slimline 20mm high domical cover
- Suits MOD50 posts to cover base plates



MOD50 COMPONENTS



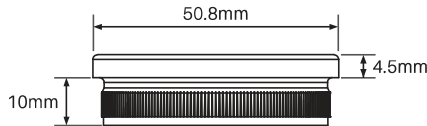
MOD50 domed end cap

SS316

Polish finish

Order Code: **MOD50-ECD-P (Polish)**

- Domed end cap - easy to use tap-in fitting
- Suits 1.5mm wall thickness MOD50 tube/posts
- Epoxy glue, weld or rivet tube for joining strength



MOD50 flat end cap

SS316

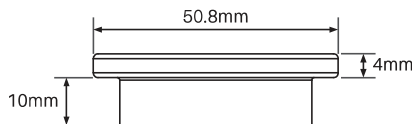
Polish finish

Order Code: **MOD50-ECF-P (Polish)**

- Flat end cap - easy to use tap-in fitting
- Suits 1.5mm wall thickness MOD50 tube/posts
- Epoxy glue, weld or rivet tube for joining strength



HEAVY DUTY



Suits heavy duty posts (3mm thick wall)



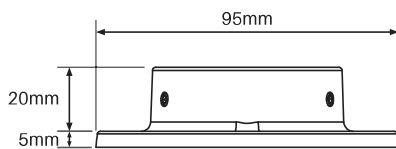
MOD50 heavy duty top cap

SS316

Polish finish

Order Code: **MOD50-HDTC-P (Polish)**

- Top cap to suit 50.8mm tube with 2.7mm wall thickness
- Suits MOD50 heavy duty posts
- Epoxy glue, weld or rivet tube for joining strength



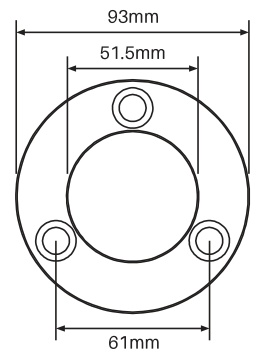
MOD50 base plate flange

SS316

Polish finish

Order Code: **MOD50-BPF-R-P (Polish)**

- Round external fitting flange
- 3x Ø6.5mm holes (with 3x Ø11mm CSK holes on top)
- Suits MOD50 posts
- Weld or drill/tap tube for joining strength



MOD50 base plate

SS316

Polish finish

Order Code: **MOD50-BP-P (Polish)**

- Round base plate - Ø93mm outer
- 3x Ø11mm holes (with 3x Ø16mm CSK holes on top)
- 8mm thick
- Suits welding to MOD50 posts

SLOT 50 ROUND POSTS

For a stylish look, slotted round Ø50.8mm stainless steel 316 posts allow 10mm or 12mm glass to be seamlessly held in place with silicone (wet glazed). Stainless steel posts are sold in long lengths requiring cutting to required length prior to install.



One way slotted post

SS316L HIGH POLISH

Polish finish

Order Code:
SLOT50-5800-1W-P (Polish)

- 5800mm long
- 1.5mm wall thickness
- Ø50.8mm post with 15x15mm glazing channel
- Suits 10mm or 12mm glass (adhere with silicone)



Two way slotted post

SS316L HIGH POLISH

Polish finish

Order Code:
SLOT50-5800-2W-P (Polish)

- 5800mm long
- 1.5mm wall thickness
- Ø50.8mm post with 15x15mm glazing channels
- Suits 10mm or 12mm glass (adhere with silicone)



90° slotted post

SS316L HIGH POLISH

Polish finish

Order Code:
SLOT50-2900-90-P (Polish)

- 2900mm long
- 1.5mm wall thickness
- Ø50.8mm post with 15x15mm glazing channels
- Suits 10mm or 12mm glass (adhere with silicone)



ALSO AVAILABLE



50.8mm round tube
SS316 - 5800mm long
1.5mm wall thickness
Order code:
MOD50-5800C-50D-P

SLOT 50 COMPONENTS

Infill

SS316L HIGH POLISH

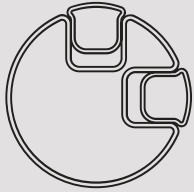
Polish finish

Order Code: **SLOT50-2000-INF-P (Polish)**

- 2000mm long - 1.5mm wall thickness
- Fits into glazing pocket - ensure sitting block is placed between glass and infill to avoid damaging glass
- Cut to required height - Epoxy or grout in infill

NOTE:

Dress ring to be installed to post before infill is added as the infill protrudes slightly beyond post diameter



Sitting block

Black nylon - Pack of 20

Order Code: **A50-SB-20PK**

- 4mm thick
- Use as a separator between glass and stainless steel infill
- Pack of 20



Top cap

SS316L HIGH POLISH

Polish finish

Order Code: **SLOT50-EC-P (Polish)**

- Suits 1 way, 2 way & 90° posts
- Adhere with epoxy or rivet



15mm deep x
15mm wide notch

One way notched top cap

SS316L HIGH POLISH

Polish finish

Order Code: **SLOT50-C1W-P (Polish)**

- Suits 1 way slotted post
- Allows glass to extend past top of post
- Adhere with epoxy or rivet



15mm deep x
15mm wide notch

Two way notched top cap

SS316L HIGH POLISH

Polish finish

Order Code: **SLOT50-C2W-P (Polish)**

- Suits 2 way slotted post
- Allows glass to extend past top of post
- Adhere with epoxy or rivet



15mm deep x
15mm wide notch

90° notched top cap

SS316L HIGH POLISH

Polish finish

Order Code: **SLOT50-C90-P (Polish)**

- Suits 90° slotted post
- Allows glass to extend past top of post
- Adhere with epoxy or rivet



Weld application

Flanged base plate

SS316L HIGH POLISH

Polish finish

Order Code: **MOD50-BPF-R-P (Polish)**

- External fitting base plate
- 3x Ø6.5mm CSK holes (Ø11mm outer)
- Can also be used as a wall plate



Dress ring

SS316L HIGH POLISH

Polish finish

Order Code: **SLOT50-DR90-P (Polish)**

- Suits all Slot50 posts
- Ø100mm outer - Ø54mm inner