

**XPRESS
SCREENS &
GATES**

(07) 5493 9779

WWW.BLITZGLASS.COM.AU

The Blitz Screening system offers an extensive range of products that will provide you premium solution to meet your screening, pedestrian gate & sliding gate options.

	<p>Australia's premium horizontal slat system for fencing featuring 50mm square posts with patented internal legs holding slats firmly in place without the need for riveting or welding. The slats are recessed into the post for a neat slimline finish.</p>									
<p>XPRESS Plus is a complete system consisting of slats, side frames, caps & posts. The system allows for any slat spacing with slimline spacers that snap into the side frame and can be used with a 65mm or 90mm slat. A premium aluminium insert that provides a standard 9mm & 20mm spacing is also available for the 65mm slat.</p> <p>EXTRUDED & POWDER COATED IN AUSTRALIA : HIGHEST QUALITY FINISHES</p> <p>Our range of genuine Interpon D 1000 series powder coat finishes have been carefully selected to include the most sought after colours on offer. All components are suitably pre-treated prior to powder coating and are applied by fully accredited coating facilities.</p> <p>The highest quality items are backed with a 10 year warranty</p>	<table border="1"> <tr> <td data-bbox="781 716 992 974"> <p>B Black SATIN GN150A</p> </td> <td data-bbox="992 716 1203 974"> <p>MN Monument MATT GL229A</p> </td> <td data-bbox="1203 716 1409 974"> <p>G Woodland grey MATT GL205A</p> </td> </tr> <tr> <td data-bbox="781 974 992 1226"> <p>S Palladium silver PEARL GY184C</p> </td> <td data-bbox="992 974 1203 1226"> <p>SM Surfmist MATT GA236A</p> </td> <td data-bbox="1203 974 1409 1226"> <p>W Pearl white MATT GA078A</p> </td> </tr> <tr> <td data-bbox="781 1226 992 1488"> <p>BS Basalt SATIN GP108A</p> </td> <td data-bbox="992 1226 1203 1488"> <p>D Dune SATIN GP152A</p> </td> <td data-bbox="1203 1226 1409 1488"> <p>M Mill</p> </td> </tr> </table>	<p>B Black SATIN GN150A</p>	<p>MN Monument MATT GL229A</p>	<p>G Woodland grey MATT GL205A</p>	<p>S Palladium silver PEARL GY184C</p>	<p>SM Surfmist MATT GA236A</p>	<p>W Pearl white MATT GA078A</p>	<p>BS Basalt SATIN GP108A</p>	<p>D Dune SATIN GP152A</p>	<p>M Mill</p>
<p>B Black SATIN GN150A</p>	<p>MN Monument MATT GL229A</p>	<p>G Woodland grey MATT GL205A</p>								
<p>S Palladium silver PEARL GY184C</p>	<p>SM Surfmist MATT GA236A</p>	<p>W Pearl white MATT GA078A</p>								
<p>BS Basalt SATIN GP108A</p>	<p>D Dune SATIN GP152A</p>	<p>M Mill</p>								

XPRESS Posts are the complete system providing 50x50mm aluminium posts available in 1 way, 2 way and 90 degree configurations.

Slimline side frames are available separately which are ideal if you are fitting between existing pillars or frames. Matching pedestrian and sliding gate options are also available.

The easy installation solution allows you to simply install the posts and then assemble the slats by inserting them working from bottom to top. Slats are separated by snap in spacers available in 5mm, 9mm, 20mm or 100mm that can be cut to any specific gap size. This provides the fastest & easiest fence system utilizing pre-powder coated stock items.

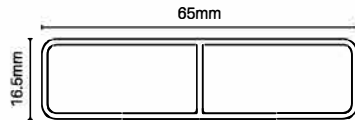


CENTRE WEB
ADDS STRENGTH &
RIGIDITY TO SLAT

65mm x 16.5mm slat with centre web 6100MM LONG

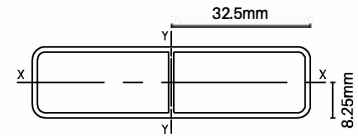
Order Code: **XP-6100-S65**

SOLD AS SINGLE LENGTHS,
BUNDLES OR PACK LOTS



TECH SPECS

- PP 157 / AP 157
- Alloy 6063-T6
- 6100mm long
- 1.2mm wall thickness with centre web
- 3.5mm radius corners
- Genuine Australian Interpon powder coat
- lxx = 9.60 x 10E3 mmE4
- lyy = 83.09 x 10E3 mmE4



Finishes —

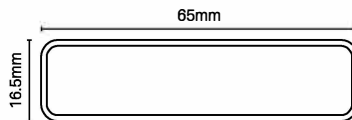


BUY IN PACK LOTS
FOR BEST PRICING!

65mm x 16.5mm slat 6500MM LONG

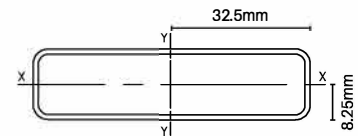
Order Code: **XP-6500-E65**

SOLD IN PACKS OF 96 ONLY
Not sold as single lengths



TECH SPECS

- PP 157 / AP 157
- Alloy 6063-T6
- 6500mm long
- 1.2mm wall thickness
- 3.5mm radius corners
- Genuine Australian Interpon powder coat
- lxx = 9.31 x 10E3 mmE4
- lyy = 83.09 x 10E3 mmE4



Finishes —

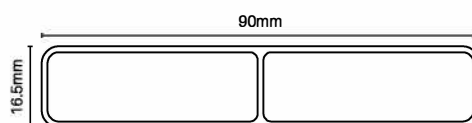


CENTRE WEB
ADDS STRENGTH &
RIGIDITY TO SLAT

90mm x 16.5mm slat with centre web 6100MM LONG

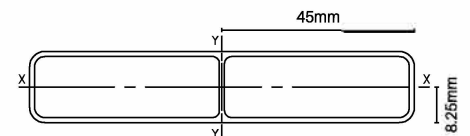
Order Code: **QS-6100-S90**

SOLD AS SINGLE LENGTHS,
BUNDLES OR PACK LOTS




TECH SPECS

- PP 208 / AP 208
- Alloy 6063-T6
- 6100mm long
- 1.2mm wall thickness with centre web
- 3mm radius corners
- Genuine Australian Interpon powder coat
- lxx = 13.28 x 10E3 mmE4
- lyy = 202.57 x 10E3 mmE4

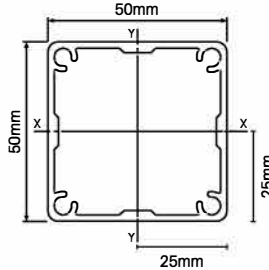


Finishes —





50x50mm full post
2400MM or 6000MM LONG
Order Code: **XP-2400/6000-FP**



TECH SPECS

- Alloy 6063 - T6
- 1.8mm wall thickness with 3mm ribs
- Screw flutes to screw on base plate if required
- Aluminium powder coated press-in top plate included with 2400mm posts
- $b_{xx} = 170.44 \times 10E3 \text{ mmE4}$
- $b_{yy} = 170.44 \times 10E3 \text{ mmE4}$

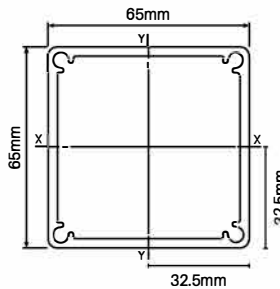
4x screw flutes in post allow tight fit of press in flat aluminium top plate.

Optional base plate can be attached using screw flutes for base plated post installations.

Finishes —



65x65mm heavy duty post
2400MM or 6000MM LONG
Order Code: **XP-2400/6000-65HD**



TECH SPECS

- 65x65mm larger profile, heavy duty post
- Alloy 6063 - T6
- 3mm wall thickness
- Screw flutes to screw on base plate if required
- Aluminium powder coated press-in top plate included with 2400mm posts
- $b_{xx} = 464.62 \times 10E3 \text{ mmE4}$
- $b_{yy} = 464.62 \times 10E3 \text{ mmE4}$

4x screw flutes in post allow tight fit of press in flat aluminium top plate.

Optional base plate can be attached using screw flutes for base plated post installations.

Finishes —



50x50mm post flat top plate
POWDER COATED ALUMINIUM
Black / Monument / Woodland grey / Silver / Surfmist
White / Basalt / Dune / Mill finish
Order Code: **XP-TP**

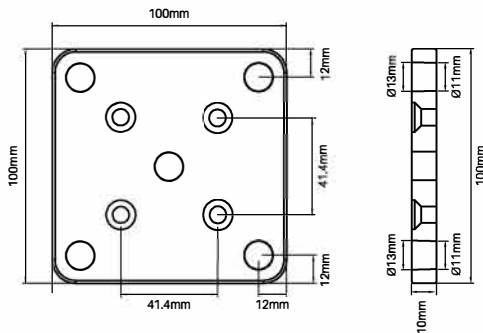
- Alloy ADC12 aluminium plate
- Press into post screw flutes for secure fixing
- 2400mm posts come with free top plate included - only purchase if extra top plates are required
- Top plates required for 6000mm posts - sold separately



65x65mm post flat top plate
POWDER COATED ALUMINIUM
Black / Monument / Woodland grey / Silver / Surfmist
White / Basalt / Dune / Mill finish
Order Code: **XP-65TP**

- Alloy ADC12 aluminium plate
- Press into post screw flutes for secure fixing
- 2400mm posts come with free top plate included - only purchase if extra top plates are required
- Top plates required for 6000mm posts - sold separately

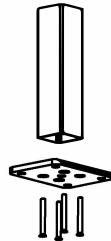
SUITS 50x50MM POSTS




50x50mm post base plate set
 POWDER COATED ALUMINIUM
Black / Monument / Woodland grey
Silver / Surfmist / White / Basalt
Dune / Mill finish

Order Code: **XP-BP-SET**

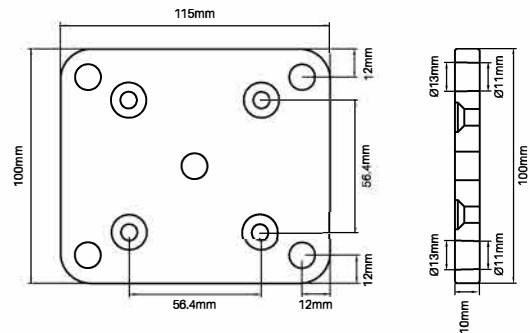
- Simply screw base plate onto core drill post
- 4x 12G x 50mm long CSK screws included in set



Powder coat colours —



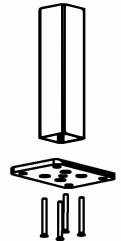
SUITS 65x65MM POSTS



65x65mm post base plate set
 POWDER COATED ALUMINIUM
Black / Monument / Woodland grey
Silver / Surfmist / White / Basalt
Dune / Mill finish

Order Code: **XP-65BP-SET**

- Simply screw base plate onto core drill post
- 4x 12G x 50mm long CSK screws included in set



Powder coat colours —



Discreet screws fix two parts of cover together



50x50mm Two part domical cover

POWDER COATED ALUMINIUM
Black / Monument / Woodland grey
Silver / Surfmist / White / Basalt
Dune / Mill finish

Order Code: **XP-DC-2P**

- Suits 50x50mm post with screw fixed base plate
- 106x106mm outer - 52x52mm inner - Alloy ADC12
- Cover can be fitted to posts after fence is installed



50x50mm post dress ring

POWDER COATED ALUMINIUM
Black / Monument / Woodland grey
Silver / Surfmist / White / Basalt
Dune / Mill finish

Order Code: **XP-DR**

- Suits 50x50mm core drill posts
- 100mm x 100mm outer - 52mm x 52mm inner



65x65mm post dress ring

POWDER COATED ALUMINIUM
Black / Monument / Woodland grey
Silver / Surfmist / White / Basalt
Dune / Mill finish

Order Code: **XP-65DR**

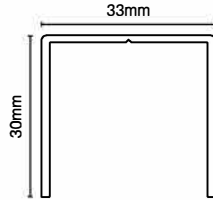
- Suits 65x65mm heavy duty post
- 115mm x 115mm outer - 67mm x 67mm inner



U channel 6000MM LONG

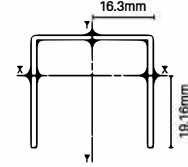
Order Code: **XPL-6000-U**

OPTIONAL EXTRA
See page 46 - only required for 'method 2' assembly



TECH SPECS

- PP 181 / AP 181
- Alloy 6063-T5
- 6000mm long
- 1.55mm side wall thickness; 1.3mm rear wall thickness
- $b_{xx} = 12.46 \times 10E3 \text{ mmE4}$
- $b_{yy} = 25.09 \times 10E3 \text{ mmE4}$



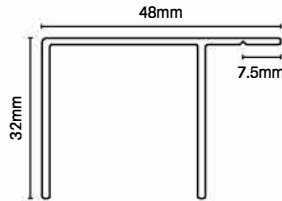
Finishes —



F section 6000MM LONG

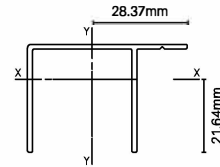
Order Code: **XPL-6000-F**

OPTIONAL EXTRA
See page 46 - only required for 'method 2' assembly



TECH SPECS

- PP 146 / AP 219
- Alloy 6060-T5
- 6000mm long
- 1.55mm side wall thickness; 1.3mm rear wall thickness
- Useful when installing in void situations
- $b_{xx} = 16.97 \times 10E3 \text{ mmE4}$
- $b_{yy} = 36.45 \times 10E3 \text{ mmE4}$



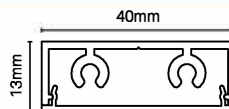
Finishes —



Centre support rail 5800MM LONG

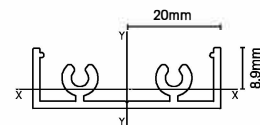
Order Code: **XP-5800-CSR**

OPTIONAL EXTRA
Commonly used for screens 2000mm or wider to provide strength & rigidity to panel
Snap-on cover hides fixings - provides slimline sturdy support rail with no visible fixings



TECH SPECS

- PP 126 / AP 188
- Alloy 6063-T5
- 5800mm long
- Includes 2x screw flutes for cap insertion
- $b_{xx} = 1.73 \times 10E3 \text{ mmE4}$
- $b_{yy} = 26.34 \times 10E3 \text{ mmE4}$



Finishes —





50 PACK
Spacer block
5MM SPACING

Order Code: **XPL-SB-50PK-05MM**

- UV stabilised ASA thermoplastic - black
- Snaps into Xpress Plus side frame
- Provides 5mm space between slats
- Fast and easy install with side frame, slats and spacers



50 PACK
Spacer block
9MM SPACING

Order Code: **XPL-SB-50PK-09MM**

- UV stabilised ASA thermoplastic - black
- Snaps into Xpress Plus side frame
- Provides 9mm space between slats
- Fast and easy install with side frame, slats and spacers



50 PACK
Spacer block
20MM SPACING

Order Code: **XPL-SB-50PK-20MM**

- UV stabilised ASA thermoplastic - black
- Snaps into Xpress Plus side frame
- Provides 20mm space between slats
- Fast and easy install with side frame, slats and spacers



5 PACK
Block
100MM LONG

Order Code: **XPL-BLOCK-5PK**

- UV stabilised ABS - black
- Snaps into Xpress Plus side frame
- 100mm long - can be easily cut to any spacer size
- Ideal for custom slat spacing



Louvre brackets
1x LEFT & 1x RIGHT
Black / Monument / Woodland grey / Silver / Surfmist / White Basalt / Dune / Mill finish

Order Code: **QS-LB**

- 1x left and 1x right bracket per pack
- Die cast aluminium
- Suits 65x16.5mm slat - Press brackets onto end of slat then insert bracket into side frame
- Space brackets at nill, 5, 9, 20mm or any spacing desired
- Cost effective and fast way to achieve a fixed louvre finish

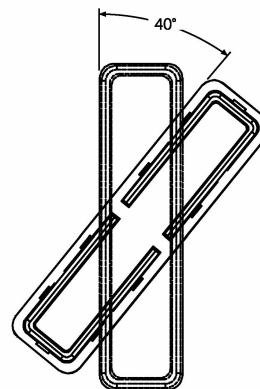
40° FINAL SLAT ANGLE



10 PACK
Slat locking clip

Order Code: **XPL-SLATCLIP-10PK**

- Aluminium cast locking clip with SS304 self tapping screws
- Optional extra for install. Acts as mechanical fix to prevent chance of side frames splaying open. Consider if installing side frames to timber posts which may move/twist OR if side frames installed onto aluminium posts for large fence runs - Generally not required for side frame installs to pillars
- Hidden under side frame end plate



Self drilling wafer screws
10Gx16mm - BAG OF 100
Black / Monument / Woodland grey / Silver / Surfmist / White Basalt / Dune / Mill finish

Order Code: **XP-SCREWS**

- Bags of 100 - 10G x 16mm self drilling wafer head zinc plated
- Powder coated heads for neat finish
- Ideal for fixing of side frames to U channel or F section



Touch up paint
150g SPRAY CAN
Black / Monument / Woodland grey / Silver / Surfmist / White Basalt / Dune

Order Code:
PAINT-BLACK/G/MN/SILVER/SM/W/BS/D

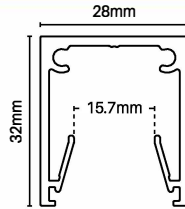
- Colour match touch up paint
- Simply spray on for minor touch ups



Side frame 28mm x 32mm 6000MM LONG

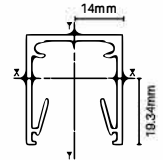
Order Code: **XPL-6000-SF**

PATENTED FRICTION FIT SYSTEM

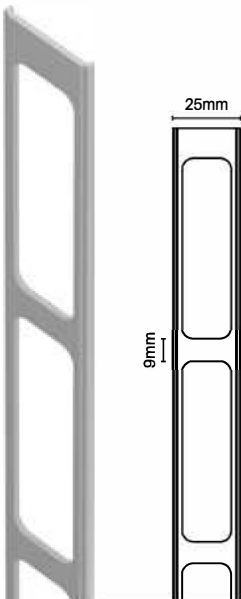


TECH SPECS

- PP 120 / AP 246
- Alloy 6060-T5
- 6000mm long
- 2x screw flutes in extrusion used for mechanical fixing of end plates
- Slats are held by patented friction legs - no screwing, riveting or welding required
- $l_{bx} = 21.49 \times 10E3 \text{ mmE4}$
- $l_{ly} = 25.27 \times 10E3 \text{ mmE4}$



Finishes —



9MM SPACING Aluminium insert 2100MM LONG

Order Code: **XPL-2100-INS09**

OPTIONAL EXTRA

Slide into Xpress Plus side frame for premium 9mm spacing finish

How to use:

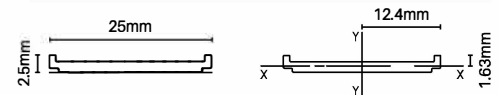
1. Screw fix 1x end plate to bottom of side frame
2. Slide aluminium insert into side frame
3. Screw fix 1x end plate to top of side frame
4. Install slats into aluminium insert

TECH SPECS

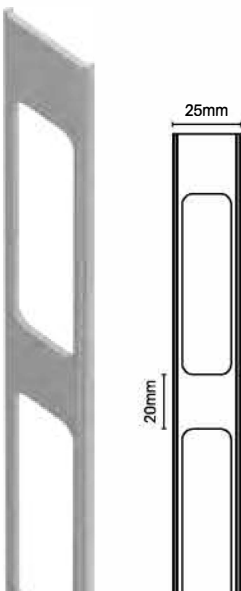
- PP 55 / AP 55
- Alloy 6063-T6
- 2100mm long
- Specially machined with 9mm spacing to suit 65x16.5mm slat
- $l_{bx} = 0.014 \times 10E3 \text{ mmE4}$
- $l_{ly} = 2.267 \times 10E3 \text{ mmE4}$

Important: To ensure correct function of insert

Before sliding in insert, trim cut side frame both ends to remove any excess build up of powder coat in slide channels



Finishes —



20MM SPACING Aluminium insert 2100MM LONG

Order Code: **XPL-2100-INS20**

OPTIONAL EXTRA

Slide into Xpress Plus side frame for premium 20mm spacing finish

How to use:

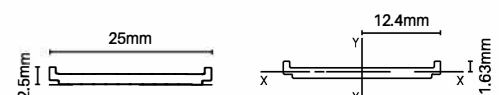
1. Screw fix 1x end plate to bottom of side frame
2. Slide aluminium insert into side frame
3. Screw fix 1x end plate to top of side frame
4. Install slats into aluminium insert

TECH SPECS

- PP 55 / AP 55
- Alloy 6063-T6
- 2100mm long
- Specially machined with 20mm spacing to suit 65x16.5mm slat
- $l_{bx} = 0.014 \times 10E3 \text{ mmE4}$
- $l_{ly} = 2.267 \times 10E3 \text{ mmE4}$

Important: To ensure correct function of insert

Before sliding in insert, trim cut side frame both ends to remove any excess build up of powder coat in slide channels



Finishes —



END PLATES & MOUNTING ARMS



2 PACK
Side frame end plate
28mm x 32mm
 3MM THICK

Order Code: **XPL-EP-2PK**

MATES WITH XPL-6000-SF

TECH SPECS

- Pack of 2 - affix to top and bottom of side frame
- 3mm thick
- Aluminium end plates fix into screw flute in Xpress Plus side frame
- Countersunk holes & screws provide neat flush fitting
- Mechanically fixed end plates ensure sturdy finish

Finishes —



Centre support rail cap
40mm x 13mm
 3MM THICK

Order Code: **XP-CSRC**

- Nylon cap available in 5 colours
- Simply press into screw flutes in centre support rail
- Easy and fast fitting of cap

MATES WITH XP-5800-CSR



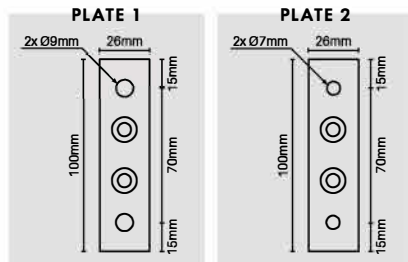
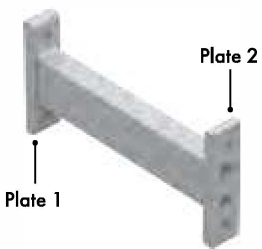

Centre support rail top/bottom plate

Order Code: **XP-BTP**

- Aluminium with countersunk hole machining
- Optional extra to install with centre support rail
- Use to brace off top and/or bottom of centre support rail to structure above or below if desired
- Bracing centre support rail provides extra rigidity to panels - recommended for wide screens
- Available in same colours as centre support rail

MATES WITH XP-5800-CSR

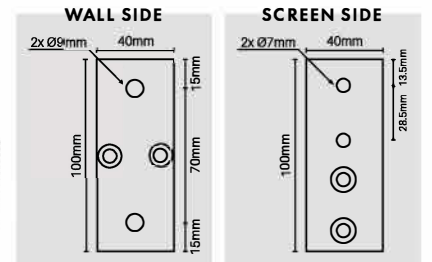
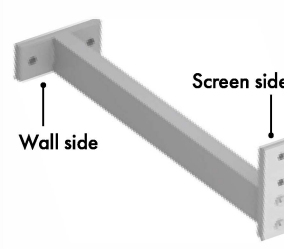
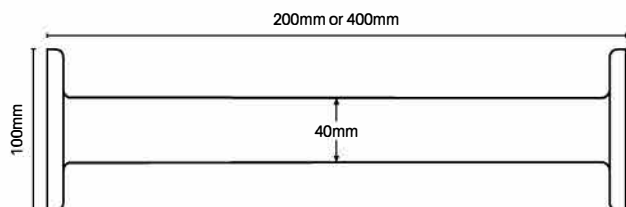
Finishes —



Side frame mounting arm
 200MM or 400MM WIDE
 Black / Monument / Woodland grey
 Silver / Surfmist / Mill finish

Order Code: **XP-ARMSF (200mm W)**
XP-ARMSF-400-M (400mm W - Mill finish)

- 2x welded fixing plates - 100mm L x 26mm W x 10mm D
- 2x Ø9mm fixing holes (plate 1) & 2x 7mm fixing holes (plate 2)



Centre support rail mounting arm
 200MM or 392MM WIDE
 Black / Monument / Woodland grey
 Silver / Surfmist / Mill finish

Order Code: **XP-ARMCSR (200mm W)**
XP-ARMCSR-392-M (392mm W - Mill finish)

- Specially designed shorter arm to match up with centre support rail when installing Xpress Plus side frames with 200mm or 400mm side frame support arms
- Wall side plate rotated horizontally so as to not protrude into window opening

