



---

# DECORATIVE SCREENS

---

**(07) 5493 9779**

---

**WWW.BLITZGLASS.COM.AU**



## ALUMALUXE DECORATIVE SCREENS



Custom made Alomaluxe panels and pedestrian gates have never been easier!  
Simply tell us what size you need and which design you love, then we will custom  
make your screens utilizing our in house CNC router.

### EASY 4 STEP ORDERING

1. Specify exact width and height of custom Alomaluxe deco screen panel  
Widths from 100mm to 1250mm\*  
Heights from 100mm to 2400mm\*
2. Choose between aluminium composite or solid aluminium panels. Select panel material and finish.
3. Choose pattern from our huge range of designs
4. Choose fitting option – Face mount with screws, face mount with mounting pins or void fitting

**NOTE:** Custom pedestrian gates also follow similar ordering process. See page 109 for more info



# ALUMALUXE MATERIAL SELECTION



MATERIAL –

## Aluminium composite panels

Durable aluminium surface both sides bonded to a strong, rigid polyethylene core  
Bonding process adds strength and rigidity while also reducing weight of complete panel  
Panels will not rust or rot – no painting required!



COLOUR & SIZE –

### 4mm thick panels

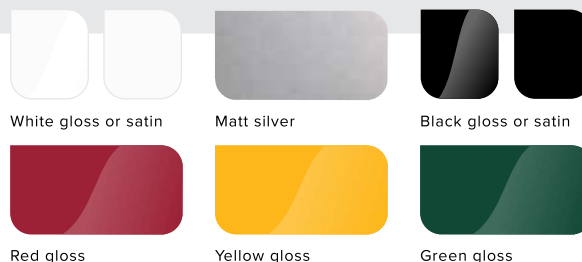
Max size: 2400mm x 1250mm  
**Same colour on front and back**



COLOUR & SIZE –


### 3mm thick panels

Max size: 2400mm x 1220mm  
**Colour on front; gloss white on back\***  
\*Black gloss panels have satin black on back of panel



## Alomaluxe panel orientation

All of our Alomaluxe panel designs can be customised to suit landscape orientations as well as the portrait orientated designs.  
\*Excludes "Reeds" design (available in horizontal only)



## Alomaluxe panel scaling

Some slight changes may need to be made to the design to fit your sizes. The content of the design remains in proportion and is scaled to suit.



Custom made with our in-house CNC router



Australia wide delivery



Quick and easy ordering & install



# ALUMALUXE PANEL DESIGNS

With over 30 designs available, there's something to suit every application. All designs are subject to slight changes depending on your specified size requirements.




= VISIBILITY PERCENTAGE


| Percentages shown are calculated based on a 1000mm wide x 1850mm high panel




Terrain ● 23%




Geo 1 ● 22%




Geo 2 ● 31%



Geo 3 ● 26%



Geo 4 ● 25%



Hypnosis ● 37%




Nirvana ● 23%



Diagonal ● 24%



Blocks ● 40%



Sleet ● 19%



Clockwork ● 37%




Natural ● 12%




Regal ● 25%



Pave ● 45%



Tetris ● 25%



Retro ● 16%




Scale ● 12%



Autumn ● 20%



Reeds ● 12%



\* Horizontal orientation only




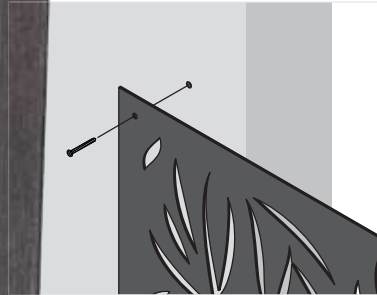
## Fixing options

Choose between face mount with screws, mounting pins or void fitting with folded edges —



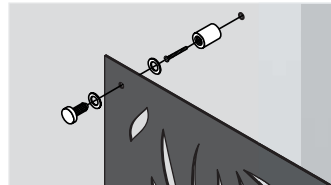

### Face mount with screws

Simply screw through face of screen into wall or post. We recommend fixing at approximately 400mm spacings.



### Face mount with mounting pins

Pre-drill holes through screen and into wall or post, then affix using mounting pins. We recommend fixing at approximately 400mm spacings (Satin anodised mounting pins available – sold separately).



#### Alumuluxe standoff mounts

Order Code: ADS-SM-2PK


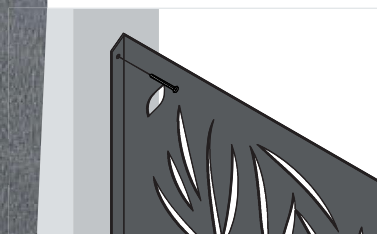
- > Provides a floating shadow effect
- > 2 pack of standoff mounts
- > Anodised silver matt finish aluminium
- > Includes fixing screws and wall plugs



### Void fitting with folded edges

Pre-drill holes through folds and into wall or post, then affix using screws. We recommend fixing at approximately 400mm spacings (Screws not supplied)

Folds may be specified for top and bottom, left and right or all four sides of panel





## Custom made pedestrian gates

Custom made Alumaluxe gates are supplied fully assembled! Gates can be ordered for a standalone installation or to complement other Alumaluxe panels —

### EASY 4 STEP ORDERING

**1.** Specify exact width and height of custom Alumaluxe deco screen panel  
Widths from 600mm to 1260mm  
Heights from 600mm to 2100mm

**2.** Choose pattern from our huge range of designs  
See pages 47-49 for pattern designs on offer

**3.** Choose colour of custom Alumaluxe deco screen panel  
See page 47 for colour options available

**4.** Choose outer gate frame colour: **black / monument, woodland grey / silver / surfmist / white**

#### Outer gate frame colours —



#### GATE HARDWARE —

### Latching options

If access from both sides of gate is required, we recommend using the **D&D Lokk Latch deluxe**.

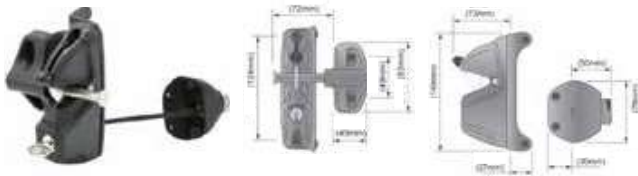
If access from one side is required, use a **toggle latch** or **D latch**

### Hinging options

We recommend using the **D&D Tru Close** or the **D&D Kwik Fit** aluminium hinges

#### GATE HARDWARE —

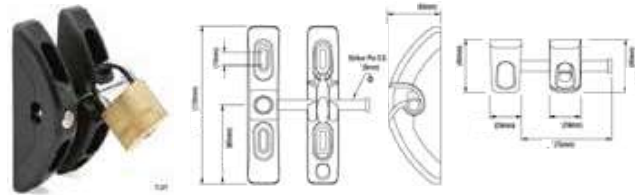
### Hinge & latch options



**LOKK latch deluxe**  
Order Code: LL-DL

- > Lockable from both sides of gate
  - > Rekeyable, 6-pin security lock
  - > Fits up to 150mm deep posts
  - > Black polymer
- Supplier code: LLDABS2-L

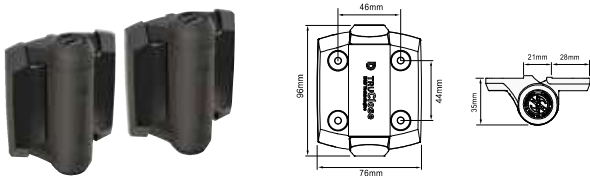
**15-40mm**  
gap spacing



**T latch**  
Order Code: T-L

- > Padlockable
  - > Lockable from one side only
- \*Padlock not included  
Supplier code: TL-01

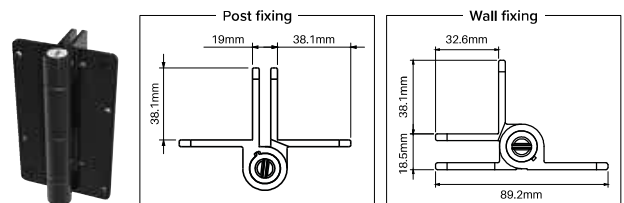
**10-45mm**  
gap spacing



**TRU close hinges**  
SOLD AS PAIR  
Order Code: TC-H-AT-B

- > D&D patented tension adjustment - adjust tension from both ends of hinge
  - > Moulded polymer and stainless steel
  - > Improved performance - rated for gates up to 30kg
  - > Won't rust, bind, sag or stain
  - > Suits left or right swinging gates
- Supplier code: TCAIS3BT

**19mm**  
gap spacing



**Aluminium KWIKfit hinge**  
SOLD AS PAIRS  
Order Code: KF-AH-AT

- > D&D patented tension adjustment - adjust tension from both ends of hinge
- > Adjustable fixing plate allows mounting to wall or post
- > Self closing hinge for gates up to 20kg
- > Internal stainless steel spring
- > Suits left or right swinging gates

**19mm/18.5mm**  
gap spacing



# RUSTFX

GENUINE WEATHERING STEEL

READY MADE & IN STOCK!

NATURALLY RUSTING SCREENS

## 2 DESIGNS AVAILABLE

900MM WIDE x 1800MM HIGH



### Genuine weathering steel

Special steel formulation enables distinctive RustFX surface oxidation finish to form within a couple of weeks outdoors



### Fast forming RustFX finish

RustFX finish can be accelerated by initial regular spraying with water mist. Formation of RustFX surface acts as a shield to prevent internal steel corrosion



### Quick & easy installation

20mm folds with fixing holes on all sides enable quick and easy installation between pillars or posts. Easy face mount installation also possible using angle brackets (sold separately)



### Inspired pattern designs

Unique precision laser cut pattern designs



### LEAVES

18%

Perfect for feature walls or similar install situations

Code: RFX-LEAVES



### SAPLING

11%

Perfect for feature walls or similar install situations

Code: RFX-SAP



## EASY PANEL INSTALLATION

20mm folds on all sides with pre-drilled holes for simple fixing method



Be mindful of potential oxide staining for surfaces in contact with weathering steel



= VISIBILITY PERCENTAGE

Percentages shown are calculated based on 1000mm wide x 1850mm high panels