

BLITZ GLASS

Balustrading Glass Panels



www.blitzglass.com.au



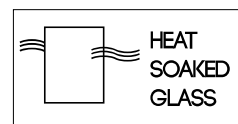

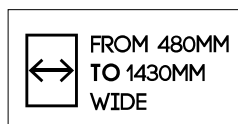
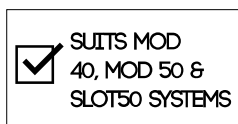
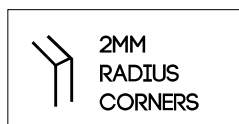
(07) 5493 9779



admin@blitzglass.com.au

10MM, 850MM HIGH CLEAR TOUGHENED + HEAT SOAKED GLASS PANELS

Order Code	Width	Height	Thickness	Sqm	Glass Weight KGS
850BGH-0480	480mm	850mm	10mm	0.41	10kg
850BGH-0530	530mm	850mm	10mm	0.45	11kg
850BGH-0580	580mm	850mm	10mm	0.49	12kg
850BGH-0630	630mm	850mm	10mm	0.54	13kg
850BGH-0680	680mm	850mm	10mm	0.58	14kg
850BGH-0730	730mm	850mm	10mm	0.62	16kg
850BGH-0780	780mm	850mm	10mm	0.66	17kg
850BGH-0830	830mm	850mm	10mm	0.71	18kg
850BGH-0880	880mm	850mm	10mm	0.75	19kg
850BGH-0930	930mm	850mm	10mm	0.79	20kg
850BGH-0980	980mm	850mm	10mm	0.83	21kg
850BGH-1030	1030mm	850mm	10mm	0.88	22kg
850BGH-1080	1080mm	850mm	10mm	0.92	23kg
850BGH-1130	1130mm	850mm	10mm	0.96	24kg
850BGH-1180	1180mm	850mm	10mm	1.00	25kg
850BGH-1230	1230mm	850mm	10mm	1.05	26kg
850BGH-1280	1280mm	850mm	10mm	1.09	27kg
850BGH-1330	1330mm	850mm	10mm	1.13	28kg
850BGH-1380	1380mm	850mm	10mm	1.17	29kg
850BGH-1430	1430mm	850mm	10mm	1.22	30kg

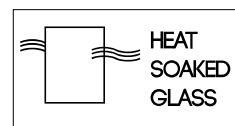
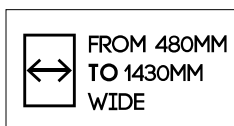
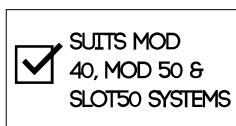
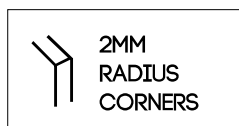


10MM, 950MM HIGH CLEAR TOUGHENED + HEAT SOAKED GLASS PANELS

Order Code	Width	Height	Thickness	Sqm	Glass Weight KGS
950BGH-0480	480mm	950mm	10mm	0.46	11kg
950BGH-0530	530mm	950mm	10mm	0.50	13kg
950BGH-0580	580mm	950mm	10mm	0.55	14kg
950BGH-0630	630mm	950mm	10mm	0.60	15kg
950BGH-0680	680mm	950mm	10mm	0.65	16kg
950BGH-0730	730mm	950mm	10mm	0.69	17kg
950BGH-0780	780mm	950mm	10mm	0.74	19kg
950BGH-0830	830mm	950mm	10mm	0.79	20kg
950BGH-0880	880mm	950mm	10mm	0.84	21kg
950BGH-0930	930mm	950mm	10mm	0.88	22kg
950BGH-0980	980mm	950mm	10mm	0.93	23kg
950BGH-1030	1030mm	950mm	10mm	0.98	24kg
950BGH-1080	1080mm	950mm	10mm	1.03	26kg
950BGH-1130	1130mm	950mm	10mm	1.07	27kg
950BGH-1180	1180mm	950mm	10mm	1.12	28kg
950BGH-1230	1230mm	950mm	10mm	1.17	29kg
950BGH-1280	1280mm	950mm	10mm	1.22	30kg
950BGH-1330	1330mm	950mm	10mm	1.26	32kg
950BGH-1380	1380mm	950mm	10mm	1.31	33kg
950BGH-1430	1430mm	950mm	10mm	1.36	34kg

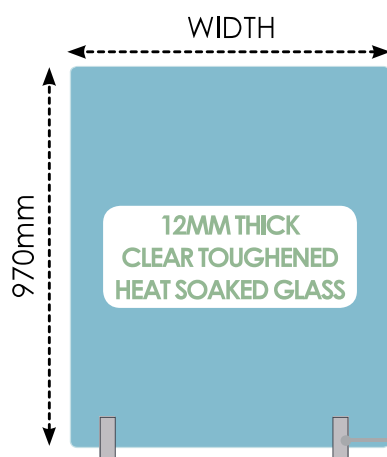

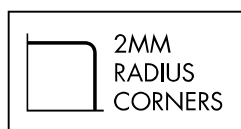
All 850mm & 950mm high glass balustrade panels are toughened & HEAT SOAKED

tip! check recent amendments to the Building Code of Australia which requires Heat Soaked toughened glass in certain installations.



NO HOLE 12MM TOUGHENED HEAT SOAKED GLASS

SUITABLE FOR USE WITH NANORAIL® & SUMMIT HANDRAILS



DID YOU KNOW...

Heat Soaking is an extra processing step that takes place after glass is toughened. Glass is put in special racks and placed in a heat soak oven which heats up the panels to a certain temperature, holding this temperature for some hours, and cooling again to room temperature. This test seeks to induce breakage in the oven of any panel with NiS inclusion and/or stress in the glass hence reduce the chance of onsite breakages.

For suggested spigot placement, refer to the EURO handrail glass section, page 28

Order Code	Width	Height	Thickness	Sqm	Glass Weight KGS
970NTG-0500	500mm	970mm	12mm	0.49	15kg
970NTG-0550	550mm	970mm	12mm	0.53	16kg
970NTG-0600	600mm	970mm	12mm	0.58	17kg
970NTG-0650	650mm	970mm	12mm	0.63	19kg
970NTG-0700	700mm	970mm	12mm	0.68	20kg
970NTG-0750	750mm	970mm	12mm	0.73	22kg
970NTG-0800	800mm	970mm	12mm	0.78	23kg
970NTG-0850	850mm	970mm	12mm	0.82	25kg
970NTG-0900	900mm	970mm	12mm	0.87	26kg
970NTG-0950	950mm	970mm	12mm	0.92	28kg
970NTG-1000	1000mm	970mm	12mm	0.97	29kg
970NTG-1050	1050mm	970mm	12mm	1.02	31kg
970NTG-1100	1100mm	970mm	12mm	1.07	32kg
970NTG-1150	1150mm	970mm	12mm	1.12	33kg
970NTG-1200	1200mm	970mm	12mm	1.16	35kg
970NTG-1250	1250mm	970mm	12mm	1.21	36kg
970NTG-1300	1300mm	970mm	12mm	1.26	38kg
970NTG-1350	1350mm	970mm	12mm	1.31	39kg
970NTG-1400	1400mm	970mm	12mm	1.36	41kg
970NTG-1450	1450mm	970mm	12mm	1.41	42kg
970NTG-1500	1500mm	970mm	12mm	1.46	44kg
970NTG-1550	1550mm	970mm	12mm	1.50	45kg
970NTG-1600	1600mm	970mm	12mm	1.55	47kg
970NTG-1650	1650mm	970mm	12mm	1.60	48kg
970NTG-1700	1700mm	970mm	12mm	1.65	49kg
970NTG-1750	1750mm	970mm	12mm	1.70	51kg
970NTG-1800	1800mm	970mm	12mm	1.75	52kg



11.52 CLEAR TOUGHENED & LAMINATED GLASS

BALUSTRADE INFILL PANELS

**NEW
RELEASE**

The updated NCC from 1 May 2023 incorporates AS1288:2021 which requires laminated glass panels for installations protecting falls of more than 5 metres.

- 5mm clear toughened & heat soaked glass + **1.52mm DG41 interlayer** + 5mm clear toughened & heat soaked glass
- Flat polished all edges
- 2mm polished radius corners
- DG41 is structural interlayer for applications where increased rigidity and high glass adhesion is required
- DG41 is made in Belgium and is known worldwide as a superior interlayer featuring superior edge stability and stiffness. It is ideal for lamination of balustrade infill panel glass.

Order Code	Width (mm)	Height (mm)
1000DG-0300	300	1000
1000DG-0350	350	1000
1000DG-0400	400	1000
1000DG-0450	450	1000
1000DG-0500	500	1000
1000DG-0550	550	1000
1000DG-0600	600	1000
1000DG-0650	650	1000
1000DG-0700	700	1000
1000DG-0750	750	1000
1000DG-0800	800	1000
1000DG-0850	850	1000
1000DG-0900	900	1000
1000DG-0950	950	1000
1000DG-1000	1000	1000
1000DG-1050	1050	1000
1000DG-1100	1100	1000
1000DG-1150	1150	1000
1000DG-1200	1200	1000
1000DG-1250	1250	1000
1000DG-1300	1300	1000
1000DG-1350	1350	1000
1000DG-1400	1400	1000
1000DG-1450	1450	1000
1000DG-1500	1500	1000

**PANELS ARE
1000MM
HIGH**
COMPLIANT TO
AS2208:1996