

BLITZ GLASS

Hardware Clamps



www.blitzglass.com.au



(07) 5493 9779



admin@blitzglass.com.au

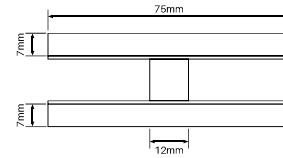
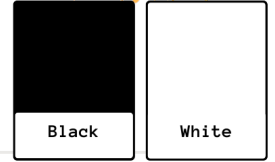
RIGI CLAMPS

A contemporary clamp which acts as a brace between glass panels, providing extra rigidity to your fence.

Available in

We have an extensive range of RIGI clamps available to suit most installations.

Clamps are made from high quality stainless steel 316, available in polish, satin or matt black finish. The clamps are 'friction fit' meaning that the glass panels do not require pre-drilled holes for fitting.



Small rigi clamp

SS316

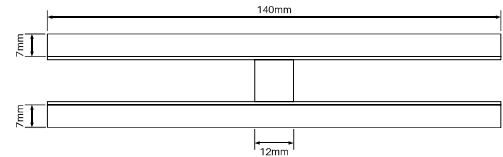
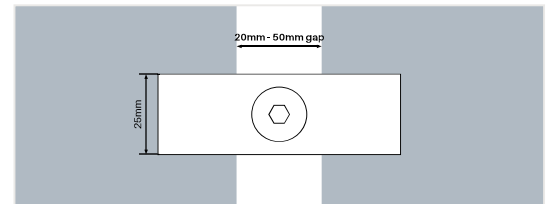
Polish, satin or matt black finish

Order Code: GC-RIGIS-P (Polish)

GC-RIGIS-S (Satin)

GC-RIGIS-B (Black)

- Friction fit rigi clamp
- Suits 12mm glass
- Ideal for panels with gaps between 20-50mm



Large rigi clamp

SS316

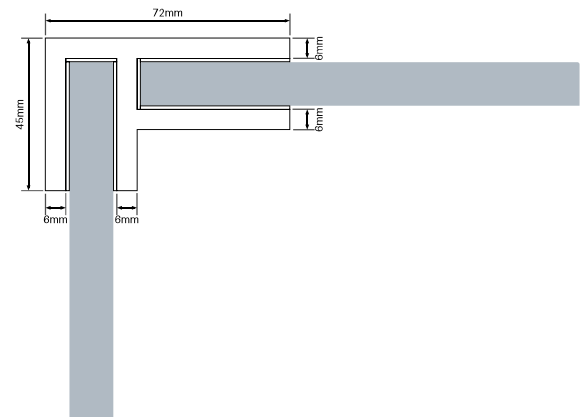
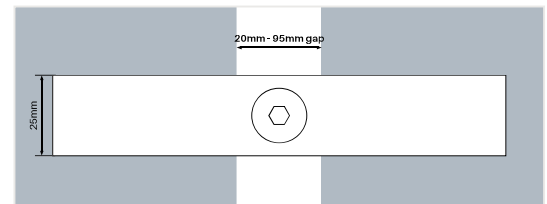
Polish, satin or matt black finish

Order Code: GC-RIGIL-P (Polish)

GC-RIGIL-S (Satin)

GC-RIGIL-B (Black)

- Friction fit rigi clamp
- Suits 12mm glass
- Ideal for panels with gaps between 20-95mm



90 degree rigi clamp

SS316

Polish, satin or matt black finish

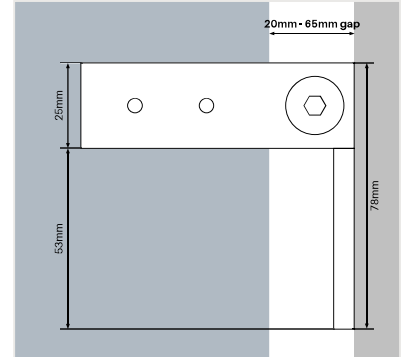
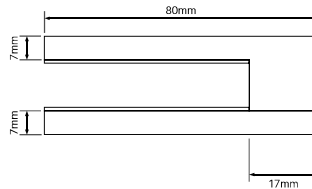
Order Code: GC-RIGI90-P (Polish)

GC-RIGI90-S (Satin)

GC-RIGI90-B (Black)

- Friction fit rigi clamp
- Bracing of glass panels at 90 degrees
- Suits 12mm glass

RIGI CLAMPS



Wall rigi clamp

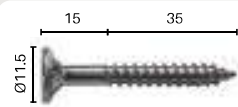
SS316

Polish, satin or matt black finish

Order Code: GC-RIGIW-P (Polish)
GC-RIGIW-S (Satin)
GC-RIGIW-B (Black)

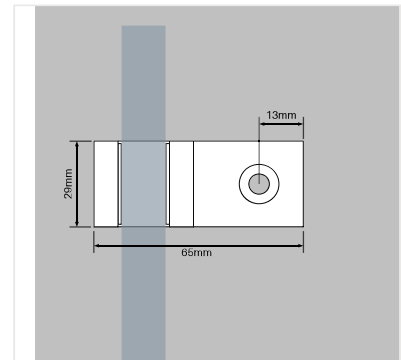
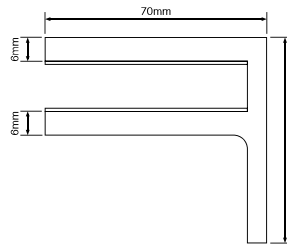
- Friction fit rigi clamp
- Suits 12mm glass
- Brace glass to walls/posts
- 2x countersunk fixing holes to wall/post

Use for timber fixing!



Bugle batten screw

50mm long – hex head drive
Order Code: CSK-050
• SS316
• 14G x 50mm long with
Ø11.5mm outer head



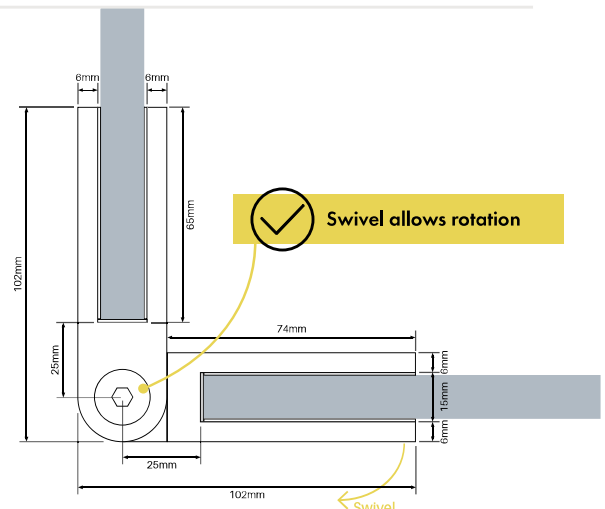
Offset wall rigi clamp

SS316

Polish, satin or matt black finish

Order Code: GC-RIGIW-O-P (Polish)
GC-RIGIW-O-S (Satin)
GC-RIGIW-O-B (Black)

- Friction fit rigi clamp
- Suits 12mm glass
- Brace glass to walls/posts
- Easy install with offset fixing – clamp can be added after glass is installed
- Rotate for left or right side fixing
- 1x countersunk hole for fixing to wall/post



Swivel rigi clamp

SS316

Polish, satin or matt black finish

Order Code: GC-RIGISWIV-P (Polish)
GC-RIGISWIV-S (Satin)
GC-RIGISWIV-B (Black)

- Friction fit rigi clamp
- Suits 12mm glass
- Multi angle rigi clamp – a great solution for variable angle installs

GLASS CLAMPS

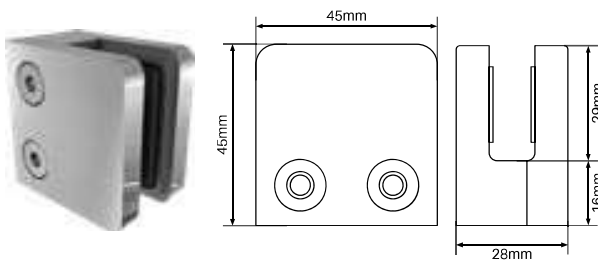


Glass clamps provide a smart & functional solution for clamping glass panels.

Our glass clamps are made from high quality 2205 grade stainless steel, available in polish or satin finish. Perfect for any semi-frameless pool fencing project.

All of our glass clamps come complete with gaskets to suit 8mm, 10mm or 12mm glass and are designed for friction fitting which eliminates the need for drill holes in glass panels.

Note: Please take care to refer to relevant standards to ensure our D clamps are suitable for your needs as each installation situation/ compliance requirement is unique



Slimline clamp – Square front, flat back

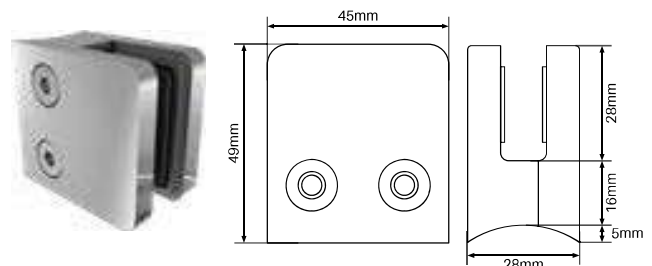
SS2205

Polish or satin finish

Order Code: GCS-S-FB-P (Polish)

GCS-S-FB-S (Satin)

- Slimline 45x45mm shape
- Premium grade SS2205 in polish or satin finish
- Gaskets included to suit 8mm or 10mm glass only (not suited to 12mm glass)
- Gaskets made from EPDM – highest quality gaskets available



Slimline clamp – Square front, round back

SS2205

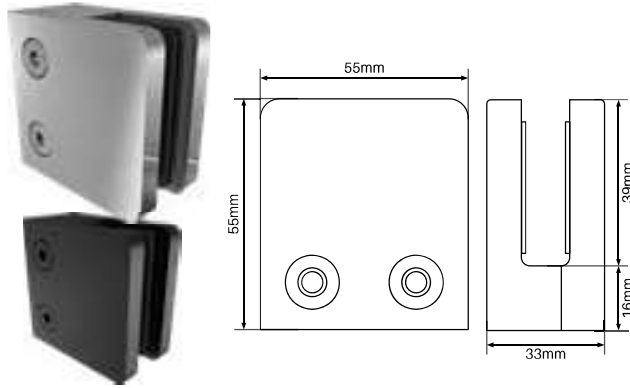
Polish or satin finish

Order Code: GCS-S-RB-P (Polish)

GCS-S-RB-S (Satin)

- Slimline 45x45mm shape – Suits fixing to Ø50mm round posts
- Premium grade SS2205 in polish or satin finish
- Gaskets included to suit 8mm or 10mm glass only (not suited to 12mm glass)
- Gaskets made from EPDM – highest quality gaskets available

GLASS CLAMPS



Square front, flat back clamp

SS2205

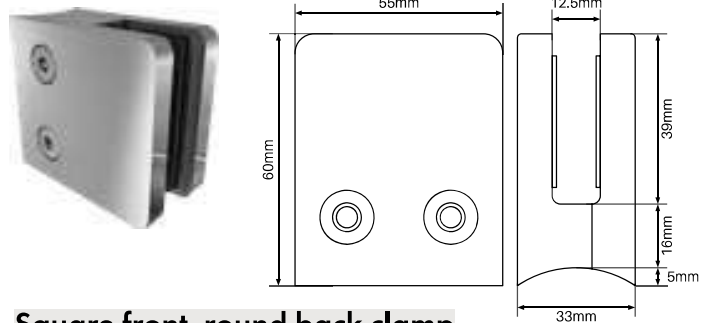
Polish, satin or matt black finish

Order Code: **GC-S-FB-P (Polish)**

GC-S-FB-S (Satin)

GC-S-FB-B (Matt black)

- Premium 2205 grade stainless steel
- Gaskets included to suit 8mm, 10mm or 12mm glass
- Gaskets made from EPDM - highest quality gaskets available
- Can be used with bottom seat (refer below)



Square front, round back clamp

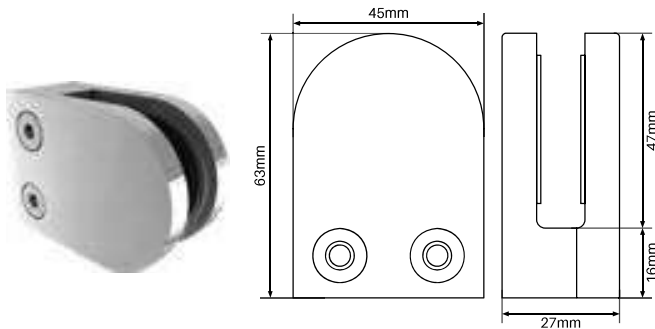
SS2205

Polish or satin finish

Order Code: **GC-S-RB-P (Polish)**

GC-S-RB-S (Satin)

- Premium 2205 grade stainless steel
- Gaskets included to suit 8mm, 10mm or 12mm glass
- Gaskets made from EPDM - highest quality gaskets available
- Can be used with bottom seat (refer below)



D front, flat back clamp

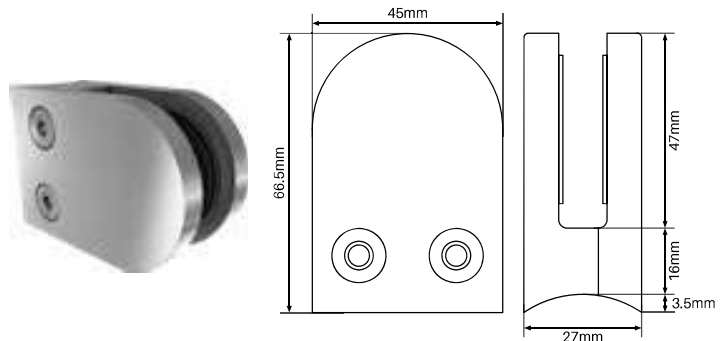
SS2205

Polish or satin finish

Order Code: **GC-D-FB-P (Polish)**

GC-D-FB-S (Satin)

- Premium 2205 grade stainless steel
- Gaskets included to suit 8mm, 10mm or 12mm glass
- Gaskets made from EPDM - highest quality gaskets available
- Can be used with bottom seat (refer below)



D front, round back clamp

SS2205

Polish or satin finish

Order Code: **GC-D-RB-P (Polish)**

GC-D-RB-S (Satin)

- Premium 2205 grade stainless steel - Suits Ø50mm round posts
- Gaskets included to suit 8mm, 10mm or 12mm glass
- Gaskets made from EPDM - highest quality gaskets available
- Can be used with bottom seat (refer below)



Bottom seat for D clamps

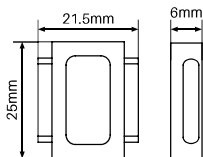
SS2205

Polish or satin finish

Order Code: **GC-D-SEAT-P (Polish)**

GC-D-SEAT-S (Satin)

- Use when glass slip is a concern or for heavier/wider panels
- Simply insert into D clamp
- Bottom plate seat sold separately



Slimline 45x45mm clamp cannot be used with bottom seat



Bottom seat for sq. front clamps

SS2205

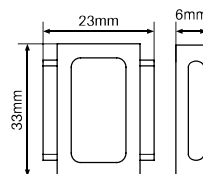
Polish, satin or matt black finish

Order Code: **GC-S-SEAT-P (Polish)**

GC-S-SEAT-S (Satin)

GC-S-SEAT-B (Matt black)

- Use when glass slip is a concern or for heavier/wider panels
- Simply insert into sq. front clamp
- Bottom plate seat sold separately



Slimline 45x45mm clamp cannot be used with bottom seat

BLITZ GLASS

Hardware Stand Offs



www.blitzglass.com.au



(07) 5493 9779



admin@blitzglass.com.au

GLASS STANDOFFS

Glass standoffs provide the ultimate finish in point fixing frameless glass panels.

Our glass standoffs are the highest quality and offer a range of installation advantages.

Made from precision machined 316 grade stainless steel, our standoffs are available in polish or satin finishes. Selected sizes are also available in matt black and matt white finishes. Specifically engineered for 12mm thick glass with a heavy duty 12mm M12 thread, our glass standoffs are ideally suited to any project.



Ø38mm x
12mm thick
cap & Ø38mm
body

Adjustable body from
23mm to 40mm

ADJUSTABLE

Ø38mm standoff with adjustable body

SS316

Polish or satin finish

Order Code: **GS38P-A (Polish)**

GS38S-A (Satin)



unscrew to adjust
standoff body
length adjustable
from 23-40mm



Ø50mm x
12mm thick
cap & Ø50mm
body

Adjustable body from
23mm to 40mm

ADJUSTABLE

Ø50mm standoff with adjustable body

SS316

Polish or satin finish

Order Code: **GS50P-A (Polish)**

GS50S-A (Satin)

Adjustable length
23-40mm

Recommended glass
hole size
Ø20-22mm

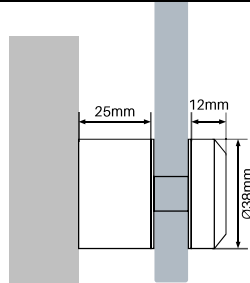
- Ideal for fixing to uneven surfaces
- Maximum strength – entire standoff affixed to M12 threaded rod or lag screw
- Visually pleasing – adjustable section fits internal of body
- Kit includes: cap, body, 2x plastic washers & 1x bush

Adjustable length
23-40mm

Recommended glass
hole size
Ø20-22mm

- Ideal for fixing to uneven surfaces
- Maximum strength – entire standoff affixed to M12 threaded rod or lag screw
- Visually pleasing – adjustable section fits internal of body
- Kit includes: cap, body, 2x plastic washers & 1x bush

GLASS STANDOFFS



Ø38mm x 25mm body standoff

SS2205

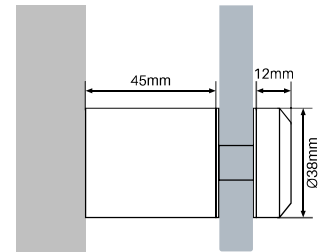
Polish, satin or matt black finish

Order Code: **GS3825P (Polish)**

GS3825S (Satin)

GS3825B (Matt black)

- Heavy duty M12 threaded screw
- M12 threaded through the entire standoff body allows single M12 fixing for body and cap
- Precision machining on cap with bevelled edge
- Suits 12mm thick glass
- Kit includes: cap, body, 2x plastic washers & 1x bush (fixing rod sold separately)
- Additional washers available to pack out body from wall



Ø38mm x 45mm body standoff

SS2205

Polish, satin or matt black finish

Order Code: **GS3845P (Polish)**

GS3845S (Satin)

GS3845B (Matt black)

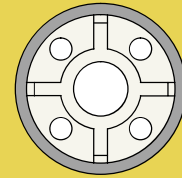
Recommended glass hole size

Ø20mm

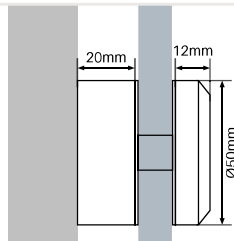
Standoff diameter

Ø38mm

Standoff back view



4x Ø5mm holes | M12 centre thread



Ø50mm x 20mm body standoff

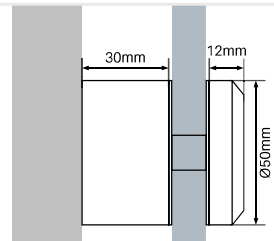
SS2205

Polish, satin or matt black finish

Order Code: **GS5020P (Polish)**

GS5020S (Satin)

GS5020B (Matt black)



Ø50mm x 30mm body standoff

SS2205

Polish, satin, matt black or pearl white finish

Order Code: **GS5030P (Polish)**

GS5030S (Satin)

GS5030B (Matt black)

GS5030W (Pearl white)*

- Heavy duty M12 threaded screw
- M12 threaded through the entire standoff body allows single M12 fixing for body and cap
- Precision machining on cap with bevelled edge
- Additional fixing holes in body for extra rigidity if required
- Suits 12mm thick glass
- Kit includes: cap, body, 2x plastic washers and 1x bush (fixing rod sold separately)
- Additional washers available to pack out body from wall (sold separately)

* Pearl white is made from solid aluminium

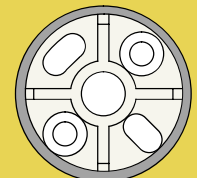
Recommended glass hole size

Ø20-22mm

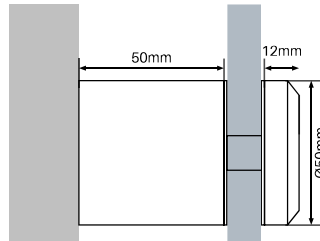
Standoff diameter

Ø50mm

Standoff back view



2x Ø6.5mm holes
2x 7x12mm slots
M12 centre thread



Ø50mm x 50mm body standoff

SS2205


Polish, satin or matt black finish

Order Code: **GS5050P (Polish)**

GS5050S (Satin)

GS5050B (Matt black)

GLASS STANDOFF ACCESSORIES



Ø38mm flat cap (cap only)

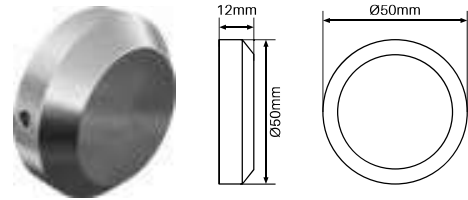
SS316

Polish or satin finish

Order Code: **GS38CAP-P (Polish)**

GS38CAP-S (Satin)

- Ø38mm cap - M12 thread
- Suits all 38mm body standoffs in our range
- 12mm thick with beveled edge



Ø50mm flat cap (cap only)

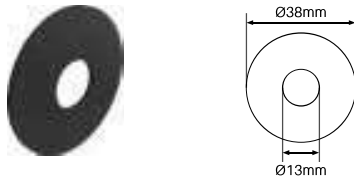
SS316

Polish or satin finish

Order Code: **G550CAP-P (Polish)**

G550CAP-S (Satin)

- Ø50mm cap - M12 thread
- Suits all 50mm body standoffs in our range
- 12mm thick with beveled edge



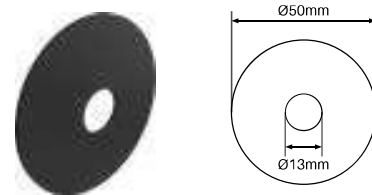
Ø38mm nylon washer

Black nylon

Polish or satin finish

Order Code: **GS38W**

- Allows for packing out from wall
- Suits all Ø38mm body standoffs in our range
- UV stabilised black plastic - 1mm thick



Ø50mm nylon washer

Black nylon

Polish or satin finish

Order Code: **G550W**

- Allows for packing out from wall
- Suits all Ø50mm body standoffs in our range
- UV stabilised black plastic - 1mm thick



Standoff tool

SS316

Order Code: **GSTOOL**

- Tighten or loosen Ø38mm & Ø50mm standoffs

A versatile tool that allows for easy installation of 38mm and 50mm diameter standoffs. Simply rotate the tool to suit the standoff diameter size.



Ø38mm
standoff



Ø50mm
standoff

GLASS STANDOFF ACCESSORIES

STAINLESS STEEL FASTENERS



M12 dome nut

PACK OF 4 – SS316
 Order Code: GS-DN-4PK
 • 4x dome nuts &
 4x split washers




Soudafix CA1400 Chemical anchor

280mL

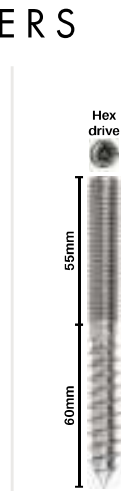
Order Code: SOUD-CA1400

- High performance, two-component chemical anchoring resin for the pressure-free securing of anchoring rods, studs, treaded collars etc
- Easy to use and apply
- Fast cure (20°C=45min full cure; 30°C=25min full cure)
- Vinyl ester styrene free
- Can be used in damp concrete
- Apply with standard caulking gun



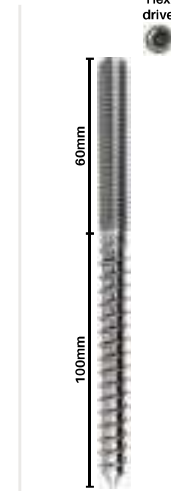
93mm lag screw

SS304
 M12 thread
 Order Code:
 GS093LAG




115mm lag screw

SS304
 M12 thread
 Order Code:
 GS115LAG



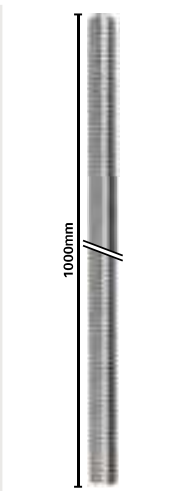
160mm lag screw

SS304
 M12 thread
 Order Code:
 GS160LAG




120mm threaded rod

SS304
 M12 thread
 Order Code:
 GS120ROD



1000mm threaded rod

SS304
 M12 thread
 Order Code:
 GS1000ROD



The ideal combination of a threaded rod through a stainless steel body mounted onto a single rigid threaded screw or lag screw results in a strong and secure standoff fixing for your project.



NOTE: 50 x 50mm standoff must use 160mm lag screw to fit body & cap entirely onto the screw.

*40x40mm square standoff does not allow for above configuration