

BLITZ GLASS

Pool Fencing

Pool Fence Regulations



www.blitzglass.com.au



(07) 5493 9779



admin@blitzglass.com.au

Pool Fence Regulations

Pool Fencing regulations are in place in order to assist with safety around the pool area.

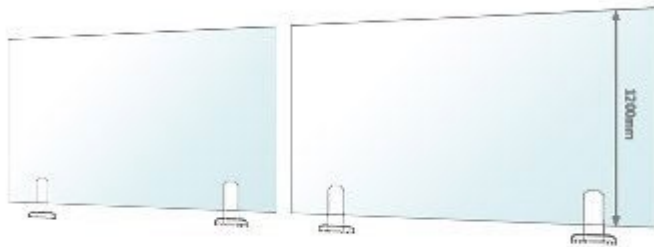
A number of requirements are outlined to ensure pool fencing is installed correctly as well as a focus on maintaining the pool fence and providing active adult supervision.

The rules can be difficult and confusing to understand and you may require a qualified certifier to ensure compliance.

The following details some general information to help you understand fencing regulations.

Fence Height and Footholds

A pool fence must be 1200mm in height. Measurements are taken from any point deemed ground level.



Watch out for rocks, broad window sills and other surfaces that are easily stood upon, as these items will reduce the minimum effective height of your fence.

A foothold can be anything – such as a tap, tree branch, pot plant or fence rail – that a child can use to gain access into the pool area. Footholds must be at least 10mm in width to be a concern.

Consider Non Climb Zones on your Pool Fence

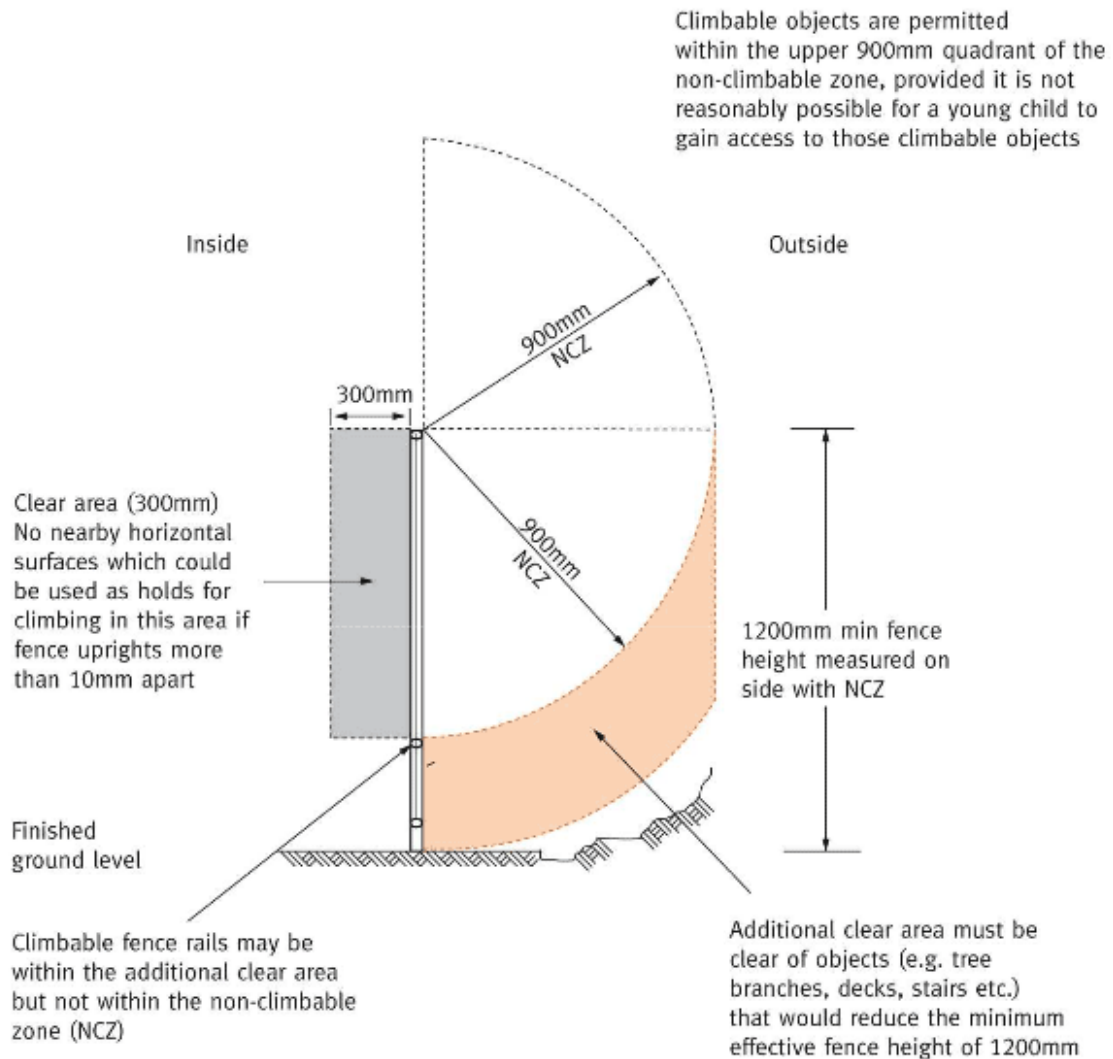
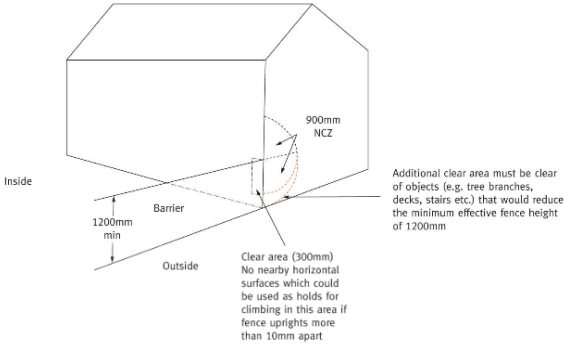
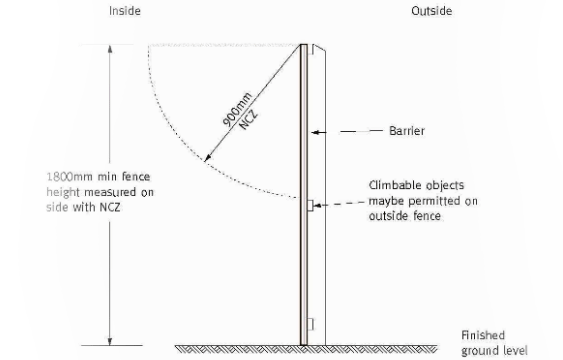


Image showing some common regulations – QLD Development Code

There may situations where footholds exist, yet fence positions cannot be altered. In these cases you can make use of solutions including: tap covers, perspex shields and split-rail.

Using Existing Structures as part of your Pool Fence


Using your house	Using a Boundary fence
	
<p>Wall surfaces should not be climbable.</p>	<p>If you cannot ensure this compliance, ensure that the fence is 1800mm high and has no footholds on the pool side 900mm from the top.</p>

Pool Gates

Gates are required to open outwards from the pool.

Gates must close automatically from any position using adjustable hinges

Gate latches should be at least 1500mm from the ground. When using glass gates this includes 1200mm (the height of the panel) and 300mm (return on back side of the panel). Ensure the gap on the latch side of the gate is no more than 10mm.

	<h3>CPR Signs</h3> <p>Pool safety laws require the latest Cardio Pulmonary Resuscitation sign to be displayed near your pool or spa.</p> <h3>Pool Safety Inspections</h3> <p>In order to receive certification of full compliance to fencing regulations, you are required to seek the services of a pool safety inspector. They will issue you a Form 23 to confirm compliance.</p> <h3>Form 15</h3> <p>When getting your pool fence certified by a registered inspector, they will require a form 15. This document shows the material to be certified, conforming standards and other relevant information.</p>
---	--